Investment Report
Ft. Bend County
08/01/21 - 08/31/21

This report summarizes the investment position of Ft. Bend County for the period 08/01/21 to 08/31/21.

	07/31/21	08/31/21
Book Value	695,339,819.61	639,189,311.82
Market Value	695,339,819.61	639,189,311.82
Par Value	695,339,819.61	639,189,311.82
Change in Market Value		0.01
Weighted Average Maturity (in Days)	0	0
Weighted Average Yield-to-Maturity of Portfolio	0.0991%	0.0758%
Yield-to-Maturity of 90 Day T-Bill	0.0500%	0.0400%
Accrued Interest		0.04

This report is presented in accordance with the Texas Government Code Title 10 Section 2256.023. The below signed hereby certify that, to the best of their knowledge on the date this report was created, Ft. Bend County is in compliance with the provisions of Government Code 2256 and with the stated policies and strategies of Ft. Bend County.

_____

_____

_____

Investment Report
Ft. Bend County
08/01/21 - 08/31/21

Portfolio Composition - 07/31/21

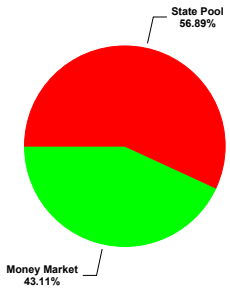

Portfolio Composition - 08/31/21

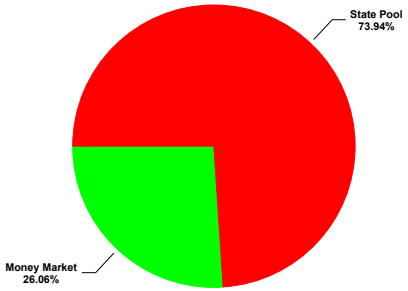

Maturity Aging - 07/31/21 vs 08/31/21

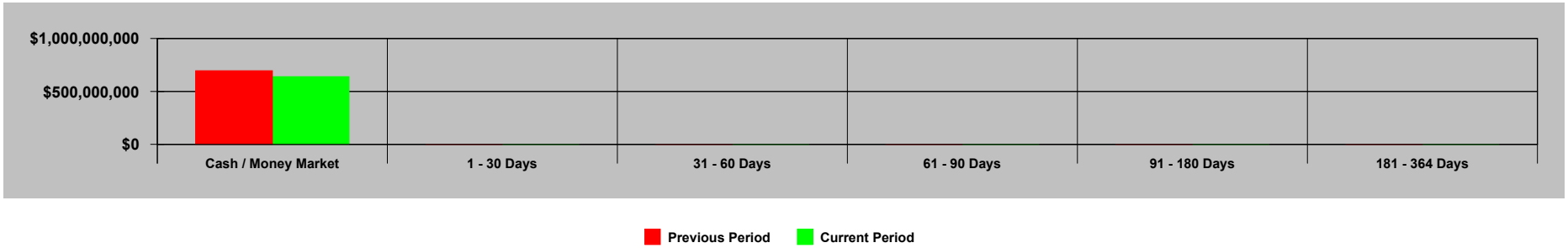

Portfolio Performance - 08/01/21 to 08/31/21

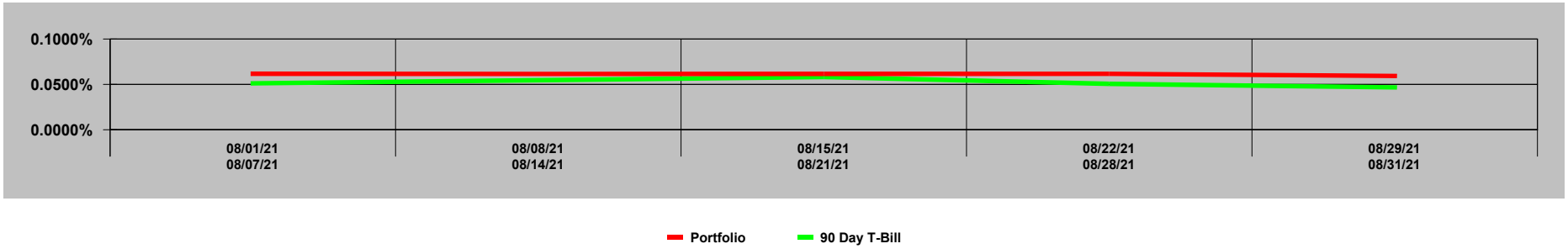

3

GASB 31 Compliance
Ft. Bend County
Effective Interest - Actual Life
Receipts in Period
08/01/21 - 08/31/21

CUSIP	Invest Number	Security Description	Purchase Date	Sale Date	Valuation Method	Yield Earned	Price Source 08/01/21	Beginning Unit Price	Par Value On 08/01/21	Reported Value 08/01/21	Purchase Cost	Sales Proceeds	Ending Unit Price	Par Value On 08/31/21	Price Source 08/31/21	Reported Value 08/31/21	Change in Fair Value	Interest	Net Investment Income
MB02-MBIA General	AR-0015	State Pool	11/01/08	Open	Fair Value	0.0507	Manual	1.000000	121,046,207.00	121,046,207.00	0.00	29,995,048.69	1.000000	91,051,158.31	Manual	91,051,158.31	0.00	4,951.31	4,951.31
MB03-MBIA Road & Bridge	AR-0016	State Pool	11/01/08	Open	Fair Value	0.0507	Manual	1.000000	7,577,016.49	7,577,016.49	0.00	999,694.38	1.000000	6,577,322.11	Manual	6,577,322.11	0.00	305.62	305.62
MB04-MBIA Drainage	AR-0017	State Pool	11/01/08	Open	Fair Value	0.0504	Manual	1.000000	6,291,664.90	6,291,664.90	0.00	-7,000,559.22	1.000000	13,292,224.12	Manual	13,292,224.12	0.00	559.22	559.22
MB06-MBIA Toll Rd. Operations	AR-0019	State Pool	11/01/08	Open	Fair Value	0.0505	Manual	1.000000	50,992,584.42	50,992,584.42	0.00	-8,002,521.01	1.000000	58,995,105.43	Manual	58,995,105.43	0.00	2,521.01	2,521.01
TT00-TX TERM General	AR-0022	State Pool	11/01/08	Open	Fair Value	0.0220	Manual	1.000000	1,071.82	1,071.82	0.00	-0.02	1.000000	1,071.84	Manual	1,071.84	0.00	0.02	0.02
TT02-TX TERM Toll Rd. Operation	AR-0024	State Pool	11/01/08	Open	Fair Value	0.0220	Manual	1.000000	1,070.60	1,070.60	0.00	-0.02	1.000000	1,070.62	Manual	1,070.62	0.00	0.02	0.02
TT04-TX TERM Road & Bridge	AR-0026	State Pool	11/01/08	Open	Fair Value	0.0220	Manual	1.000000	1,068.65	1,068.65	0.00	-0.02	1.000000	1,068.67	Manual	1,068.67	0.00	0.02	0.02
TT05-TX TERM Drainage	AR-0027	State Pool	11/01/08	Open	Fair Value	0.0664	Manual	1.000000	354.52	354.52	0.00	0.00	1.000000	354.53	Manual	354.53	0.01	0.01	0.02
LOG1-Logic- General	AR-0028	State Pool	11/10/08	Open	Fair Value	0.0389	Manual	1.000000	743,046.99	743,046.99	0.00	-24.56	1.000000	743,071.55	Manual	743,071.55	0.00	24.56	24.56
LOG2-Logic-Toll Rd.Operations	AR-0029	State Pool	11/10/08	Open	Fair Value	0.0389	Manual	1.000000	35,126,255.55	35,126,255.55	0.00	-1,160.78	1.000000	35,127,416.33	Manual	35,127,416.33	0.00	1,160.78	1,160.78
LOG5-Logic-Drainage	AR-0032	State Pool	11/10/08	Open	Fair Value	0.0389	Manual	1.000000	522,336.48	522,336.48	0.00	-17.26	1.000000	522,353.74	Manual	522,353.74	0.00	17.26	17.26
LOG8-Logic-Road & Bridge	AR-0035	State Pool	11/10/08	Open	Fair Value	0.0389	Manual	1.000000	2,523,673.14	2,523,673.14	0.00	-83.40	1.000000	2,523,756.54	Manual	2,523,756.54	0.00	83.40	83.40
MB12-MBIA ESD 100 AGREEMENT	AR-0041	State Pool	08/31/16	Open	Fair Value	0.0504	Manual	1.000000	1,990,518.33	1,990,518.33	0.00	-2,000,168.05	1.000000	3,990,686.38	Manual	3,990,686.38	0.00	168.05	168.05
MB13-MBIA ASSISTANCE DIST #1	AR-0042	State Pool	08/31/16	Open	Fair Value	0.0502	Manual	0.000000	0.00	0.00	0.00	-2,000,082.54	1.000000	2,000,082.54	Manual	2,000,082.54	0.00	82.54	82.54
MB14-MBIA GR PARKWAY OPERATIONS	AR-0043	State Pool	08/31/16	Open	Fair Value	0.0506	Manual	1.000000	34,910,798.54	34,910,798.54	0.00	-1,499.90	1.000000	34,912,298.44	Manual	34,912,298.44	0.00	1,499.90	1,499.90
MB17 - SR LIEN BOND 2016	AR-0046	State Pool	12/09/16	Open	Fair Value	0.0506	Manual	1.000000	4,019,966.78	4,019,966.78	0.00	-172.73	1.000000	4,020,139.51	Manual	4,020,139.51	0.00	172.73	172.73
LO10-LOGIC-COUNTY'S CARE ACT	AR-0047	State Pool	05/12/20	Open	Fair Value	0.0518	Manual	1.000000	992.67	992.67	0.00	0.00	1.000000	992.67	Manual	992.67	0.00	0.04	0.04
MB18-MBIA COUNTY'S CARES ACT	AR-0048	State Pool	05/12/20	Open	Fair Value	0.0506	Manual	1.000000	75,002,574.14	75,002,574.14	0.00	-3,222.39	1.000000	75,005,796.53	Manual	75,005,796.53	0.00	3,222.39	3,222.39
MB19-MBIA FBC ASSIST. DIST. #2	AR-0049	State Pool	05/13/20	Open	Fair Value	0.0504	Manual	1.000000	2,506,540.86	2,506,540.86	0.00	-2,000,190.25	1.000000	4,506,731.11	Manual	4,506,731.11	0.00	190.25	190.25
MB20- MBIA FBC ASSIST. DIST. #4	AR-0050	State Pool	05/13/20	Open	Fair Value	0.0506	Manual	1.000000	1,253,270.42	1,253,270.42	0.00	-53.83	1.000000	1,253,324.25	Manual	1,253,324.25	0.00	53.83	53.83
MB21-MBIA FBC ASSIST. DIST. #6	AR-0051	State Pool	05/13/20	Open	Fair Value	0.0506	Manual	1.000000	2,005,232.63	2,005,232.63	0.00	-86.17	1.000000	2,005,318.80	Manual	2,005,318.80	0.00	86.17	86.17
MB23-MBIA JUVENILE	AR-0053	State Pool	05/13/20	Open	Fair Value	0.0508	Manual	1.000000	5,515,803.97	5,515,803.97	0.00	999,782.98	1.000000	4,516,020.99	Manual	4,516,020.99	0.00	217.02	217.02
MB24-MBIA DEBT SERVICE	AR-0054	State Pool	05/13/20	Open	Fair Value	0.0508	Manual	1.000000	21,009,397.18	21,009,397.18	0.00	14,999,134.73	1.000000	6,010,262.45	Manual	6,010,262.45	0.00	865.27	865.27
MB25-MBIA DRAINAGE DEBT SERVICE	AR-0055	State Pool	05/13/20	Open	Fair Value	0.0506	Manual	1.000000	2,502,667.83	2,502,667.83	0.00	-107.51	1.000000	2,502,775.34	Manual	2,502,775.34	0.00	107.51	107.51
MB26-FACILITIES BOND 2018	AR-0056	State Pool	05/13/20	Open	Fair Value	0.0506	Manual	1.000000	10,035,664.88	10,035,664.88	0.00	-431.19	1.000000	10,036,096.07	Manual	10,036,096.07	0.00	431.19	431.19
MB27-MBIA TX HERITAGE PARKWAY	AR-0057	State Pool	05/13/20	Open	Fair Value	0.0506	Manual	1.000000	10,007,944.56	10,007,944.56	0.00	-429.95	1.000000	10,008,374.51	Manual	10,008,374.51	0.00	429.95	429.95
Cadence-Money Market Accts	AR-0058	Money Market	01/31/21	Open	Fair Value	0.0815	Manual	1.000000	299,752,096.26	299,752,096.26	0.00	133,171,908.63	1.000000	166,580,187.63	Manual	166,580,187.63	0.00	20,444.31	20,444.31
MB28-MBIA GRAND PARKWAY 2021	AR-0059	State Pool	08/02/21	Open	Fair Value	0.0502	Manual	0.000000	0.00	0.00	25,000,000.00	-1,031.79	1.000000	25,001,031.79	Manual	25,001,031.79	0.00	1,031.79	1,031.79
MB29-MBIA SR LIEN TOLL RD 2021	AR-0060	State Pool	08/02/21	Open	Fair Value	0.0502	Manual	0.000000	0.00	0.00	68,000,000.00	-2,806.33	1.000000	68,002,806.33	Manual	68,002,806.33	0.00	2,806.33	2,806.33
MB30-MBIA FLOOD PRO DRAINAGE 20	AR-0061	State Pool	08/02/21	Open	Fair Value	0.0502	Manual	0.000000	0.00	0.00	10,000,000.00	-412.69	1.000000	10,000,412.69	Manual	10,000,412.69	0.00	412.69	412.69
Investment Total						**0.0614**		**1.000000**	**695,339,819.61**	**695,339,819.61**	**103,000,000.00**	**159,150,507.80**	**1.000000**	**639,189,311.82**		**639,189,311.82**	**0.01**	**41,845.19**	**41,845.20**

Portfolio Position
Ft. Bend County
Effective Interest - Actual Life
Receipts in Period
08/01/21 - 08/31/21

CUSIP	Invest Number	Security Description	Purchase Date	Call Date	Par Value On 08/01/21	Par Value On 08/31/21	Market Val On 08/01/21	Market Val On 08/31/21	Purchase Cost	Sales Proceeds	Original Princ/Cost	Amor Value On 08/01/21	Amor Value On 08/31/21
130 - Assistance Dist #1													
State Pool													
MB13-MBIA ASSISTANCE DIST #1	AR-0042	State Pool	08/31/16	Open	0.00	2,000,082.54	0.00	2,000,082.54	0.00	0.00	10,000,000.00	0.00	2,000,082.54
State Pool Total					**0.00**	**2,000,082.54**	**0.00**	**2,000,082.54**	**0.00**	**0.00**	**10,000,000.00**	**0.00**	**2,000,082.54**
130 - Assistance Dist #1 Total					**0.00**	**2,000,082.54**	**0.00**	**2,000,082.54**	**0.00**	**0.00**	**10,000,000.00**	**0.00**	**2,000,082.54**
145 - ESD 100 Agreement													
State Pool													
MB12-MBIA ESD 100 AGREEMENT	AR-0041	State Pool	08/31/16	Open	1,990,518.33	3,990,686.38	1,990,518.33	3,990,686.38	0.00	0.00	3,900,000.00	1,990,518.33	3,990,686.38
State Pool Total					**1,990,518.33**	**3,990,686.38**	**1,990,518.33**	**3,990,686.38**	**0.00**	**0.00**	**3,900,000.00**	**1,990,518.33**	**3,990,686.38**
145 - ESD 100 Agreement Total					**1,990,518.33**	**3,990,686.38**	**1,990,518.33**	**3,990,686.38**	**0.00**	**0.00**	**3,900,000.00**	**1,990,518.33**	**3,990,686.38**
810 - FBC Toll Road Operations													
State Pool													
TT02-TX TERM Toll Rd. Operation	AR-0024	State Pool	11/01/08	Open	0.00	0.00	0.00	0.00	0.00	0.00	0.00	0.00	0.00
State Pool Total					**0.00**	**0.00**	**0.00**	**0.00**	**0.00**	**0.00**	**0.00**	**0.00**	**0.00**
810 - FBC Toll Road Operations Total					**0.00**	**0.00**	**0.00**	**0.00**	**0.00**	**0.00**	**0.00**	**0.00**	**0.00**
815 - Grand Parkway Operations													
State Pool													
MB14-MBIA GR PARKWAY OPERATIONS	AR-0043	State Pool	08/31/16	Open	34,910,798.54	34,912,298.44	34,910,798.54	34,912,298.44	0.00	0.00	8,500,000.00	34,910,798.54	34,912,298.44
State Pool Total					**34,910,798.54**	**34,912,298.44**	**34,910,798.54**	**34,912,298.44**	**0.00**	**0.00**	**8,500,000.00**	**34,910,798.54**	**34,912,298.44**
815 - Grand Parkway Operations Total					**34,910,798.54**	**34,912,298.44**	**34,910,798.54**	**34,912,298.44**	**0.00**	**0.00**	**8,500,000.00**	**34,910,798.54**	**34,912,298.44**
LO10 - LOGIC COUNTYS CARES ACT													
State Pool													
LO10-LOGIC-COUNTY'S CARE ACT	AR-0047	State Pool	05/12/20	Open	992.67	992.67	992.67	992.67	0.00	0.00	67,000,000.00	992.67	992.67
State Pool Total					**992.67**	**992.67**	**992.67**	**992.67**	**0.00**	**0.00**	**67,000,000.00**	**992.67**	**992.67**
LO10 - LOGIC COUNTYS CARES ACT Total					**992.67**	**992.67**	**992.67**	**992.67**	**0.00**	**0.00**	**67,000,000.00**	**992.67**	**992.67**
LOG5 - LOGIC DRAINAGE													
State Pool													
LOG5-Logic-Drainage	AR-0032	State Pool	11/10/08	Open	522,336.48	522,353.74	522,336.48	522,353.74	0.00	0.00	500,000.00	522,336.48	522,353.74
State Pool Total					**522,336.48**	**522,353.74**	**522,336.48**	**522,353.74**	**0.00**	**0.00**	**500,000.00**	**522,336.48**	**522,353.74**
LOG5 - LOGIC DRAINAGE Total					**522,336.48**	**522,353.74**	**522,336.48**	**522,353.74**	**0.00**	**0.00**	**500,000.00**	**522,336.48**	**522,353.74**
LOG1 - LOGIC GENERAL													
State Pool													
LOG1-Logic- General	AR-0028	State Pool	11/10/08	Open	743,046.99	743,071.55	743,046.99	743,071.55	0.00	0.00	10,000,000.00	743,046.99	743,071.55
State Pool Total					**743,046.99**	**743,071.55**	**743,046.99**	**743,071.55**	**0.00**	**0.00**	**10,000,000.00**	**743,046.99**	**743,071.55**
LOG1 - LOGIC GENERAL Total					**743,046.99**	**743,071.55**	**743,046.99**	**743,071.55**	**0.00**	**0.00**	**10,000,000.00**	**743,046.99**	**743,071.55**
LOG8 - LOGIC ROAD & BRIDGE													
State Pool													
LOG8-Logic-Road & Bridge	AR-0035	State Pool	11/10/08	Open	2,523,673.14	2,523,756.54	2,523,673.14	2,523,756.54	0.00	0.00	1,000,000.00	2,523,673.14	2,523,756.54
State Pool Total					**2,523,673.14**	**2,523,756.54**	**2,523,673.14**	**2,523,756.54**	**0.00**	**0.00**	**1,000,000.00**	**2,523,673.14**	**2,523,756.54**
LOG8 - LOGIC ROAD & BRIDGE Total					**2,523,673.14**	**2,523,756.54**	**2,523,673.14**	**2,523,756.54**	**0.00**	**0.00**	**1,000,000.00**	**2,523,673.14**	**2,523,756.54**
LOG2 - LOGIC TOLL OPERATIONS													
State Pool													
LOG2-Logic-Toll Rd.Operations	AR-0029	State Pool	11/10/08	Open	35,126,255.55	35,127,416.33	35,126,255.55	35,127,416.33	0.00	0.00	2,000,000.00	35,126,255.55	35,127,416.33
State Pool Total					**35,126,255.55**	**35,127,416.33**	**35,126,255.55**	**35,127,416.33**	**0.00**	**0.00**	**2,000,000.00**	**35,126,255.55**	**35,127,416.33**
LOG2 - LOGIC TOLL OPERATIONS Total					**35,126,255.55**	**35,127,416.33**	**35,126,255.55**	**35,127,416.33**	**0.00**	**0.00**	**2,000,000.00**	**35,126,255.55**	**35,127,416.33**
MB21 - MBIA ASSIST DIST #6													
State Pool													
MB21-MBIA FBC ASSIST. DIST. #6	AR-0051	State Pool	05/13/20	Open	2,005,232.63	2,005,318.80	2,005,232.63	2,005,318.80	0.00	0.00	2,000,000.00	2,005,232.63	2,005,318.80
State Pool Total					**2,005,232.63**	**2,005,318.80**	**2,005,232.63**	**2,005,318.80**	**0.00**	**0.00**	**2,000,000.00**	**2,005,232.63**	**2,005,318.80**

Portfolio Position
Ft. Bend County
Effective Interest - Actual Life
Receipts in Period
08/01/21 - 08/31/21

CUSIP	Invest Number	Security Description	Purchase Date	Call Date	Par Value On 08/01/21	Par Value On 08/31/21	Market Val On 08/01/21	Market Val On 08/31/21	Purchase Cost	Sales Proceeds	Original Princ/Cost	Amor Value On 08/01/21	Amor Value On 08/31/21
MB21 - MBIA ASSIST DIST #6 Total					**2,005,232.63**	**2,005,318.80**	**2,005,232.63**	**2,005,318.80**	**0.00**	**0.00**	**2,000,000.00**	**2,005,232.63**	**2,005,318.80**
MB18 - MBIA COUNTYS CARES ACT													
State Pool													
MB18-MBIA COUNTY'S CARES ACT	AR-0048	State Pool	05/12/20	Open	75,002,574.14	75,005,796.53	75,002,574.14	75,005,796.53	0.00	0.00	67,000,000.00	75,002,574.14	75,005,796.53
State Pool Total					**75,002,574.14**	**75,005,796.53**	**75,002,574.14**	**75,005,796.53**	**0.00**	**0.00**	**67,000,000.00**	**75,002,574.14**	**75,005,796.53**
MB18 - MBIA COUNTYS CARES ACT Total					**75,002,574.14**	**75,005,796.53**	**75,002,574.14**	**75,005,796.53**	**0.00**	**0.00**	**67,000,000.00**	**75,002,574.14**	**75,005,796.53**
MB24 - MBIA DEBT SERVICE													
State Pool													
MB24-MBIA DEBT SERVICE	AR-0054	State Pool	05/13/20	Open	21,009,397.18	6,010,262.45	21,009,397.18	6,010,262.45	0.00	0.00	21,000,000.00	21,009,397.18	6,010,262.45
State Pool Total					**21,009,397.18**	**6,010,262.45**	**21,009,397.18**	**6,010,262.45**	**0.00**	**0.00**	**21,000,000.00**	**21,009,397.18**	**6,010,262.45**
MB24 - MBIA DEBT SERVICE Total					**21,009,397.18**	**6,010,262.45**	**21,009,397.18**	**6,010,262.45**	**0.00**	**0.00**	**21,000,000.00**	**21,009,397.18**	**6,010,262.45**
MB04 - MBIA DRAINAGE													
State Pool													
MB04-MBIA Drainage	AR-0017	State Pool	11/01/08	Open	6,291,664.90	13,292,224.12	6,291,664.90	13,292,224.12	0.00	0.00	1,267,218.21	6,291,664.90	13,292,224.12
State Pool Total					**6,291,664.90**	**13,292,224.12**	**6,291,664.90**	**13,292,224.12**	**0.00**	**0.00**	**1,267,218.21**	**6,291,664.90**	**13,292,224.12**
MB04 - MBIA DRAINAGE Total					**6,291,664.90**	**13,292,224.12**	**6,291,664.90**	**13,292,224.12**	**0.00**	**0.00**	**1,267,218.21**	**6,291,664.90**	**13,292,224.12**
MB25 - MBIA DRAINAGE DEBT SERVICE													
State Pool													
MB25-MBIA DRAINAGE DEBT SERVICE	AR-0055	State Pool	05/13/20	Open	2,502,667.83	2,502,775.34	2,502,667.83	2,502,775.34	0.00	0.00	1,000,000.00	2,502,667.83	2,502,775.34
State Pool Total					**2,502,667.83**	**2,502,775.34**	**2,502,667.83**	**2,502,775.34**	**0.00**	**0.00**	**1,000,000.00**	**2,502,667.83**	**2,502,775.34**
MB25 - MBIA DRAINAGE DEBT SERVICE Total					**2,502,667.83**	**2,502,775.34**	**2,502,667.83**	**2,502,775.34**	**0.00**	**0.00**	**1,000,000.00**	**2,502,667.83**	**2,502,775.34**
MB26 - MBIA FACILITIES BOND 2018													
State Pool													
MB26-FACILITIES BOND 2018	AR-0056	State Pool	05/13/20	Open	10,035,664.88	10,036,096.07	10,035,664.88	10,036,096.07	0.00	0.00	14,000,000.00	10,035,664.88	10,036,096.07
State Pool Total					**10,035,664.88**	**10,036,096.07**	**10,035,664.88**	**10,036,096.07**	**0.00**	**0.00**	**14,000,000.00**	**10,035,664.88**	**10,036,096.07**
MB26 - MBIA FACILITIES BOND 2018 Total					**10,035,664.88**	**10,036,096.07**	**10,035,664.88**	**10,036,096.07**	**0.00**	**0.00**	**14,000,000.00**	**10,035,664.88**	**10,036,096.07**
MB19 - MBIA FBC ASSIST DIST #2													
State Pool													
MB19-MBIA FBC ASSIST. DIST. #2	AR-0049	State Pool	05/13/20	Open	2,506,540.86	4,506,731.11	2,506,540.86	4,506,731.11	0.00	0.00	2,500,000.00	2,506,540.86	4,506,731.11
State Pool Total					**2,506,540.86**	**4,506,731.11**	**2,506,540.86**	**4,506,731.11**	**0.00**	**0.00**	**2,500,000.00**	**2,506,540.86**	**4,506,731.11**
MB19 - MBIA FBC ASSIST DIST #2 Total					**2,506,540.86**	**4,506,731.11**	**2,506,540.86**	**4,506,731.11**	**0.00**	**0.00**	**2,500,000.00**	**2,506,540.86**	**4,506,731.11**
MB20 - MBIA FBC ASSIST DIST #4													
State Pool													
MB20- MBIA FBC ASSIST. DIST. #4	AR-0050	State Pool	05/13/20	Open	1,253,270.42	1,253,324.25	1,253,270.42	1,253,324.25	0.00	0.00	1,250,000.00	1,253,270.42	1,253,324.25
State Pool Total					**1,253,270.42**	**1,253,324.25**	**1,253,270.42**	**1,253,324.25**	**0.00**	**0.00**	**1,250,000.00**	**1,253,270.42**	**1,253,324.25**
MB20 - MBIA FBC ASSIST DIST #4 Total					**1,253,270.42**	**1,253,324.25**	**1,253,270.42**	**1,253,324.25**	**0.00**	**0.00**	**1,250,000.00**	**1,253,270.42**	**1,253,324.25**
MB30 - MBIA Flood Proj Drainage 20													
State Pool													
MB30-MBIA FLOOD PRO DRAINAGE 20	AR-0061	State Pool	08/02/21	Open	0.00	10,000,412.69	0.00	10,000,412.69	10,000,000.00	0.00	10,000,000.00	0.00	10,000,412.69
State Pool Total					**0.00**	**10,000,412.69**	**0.00**	**10,000,412.69**	**10,000,000.00**	**0.00**	**10,000,000.00**	**0.00**	**10,000,412.69**
MB30 - MBIA Flood Proj Drainage 20 Total					**0.00**	**10,000,412.69**	**0.00**	**10,000,412.69**	**10,000,000.00**	**0.00**	**10,000,000.00**	**0.00**	**10,000,412.69**
MB02 - MBIA GENERAL													
State Pool													
MB02-MBIA General	AR-0015	State Pool	11/01/08	Open	121,046,207.00	91,051,158.31	121,046,207.00	91,051,158.31	0.00	0.00	17,374,917.83	121,046,207.00	91,051,158.31
State Pool Total					**121,046,207.00**	**91,051,158.31**	**121,046,207.00**	**91,051,158.31**	**0.00**	**0.00**	**17,374,917.83**	**121,046,207.00**	**91,051,158.31**
MB02 - MBIA GENERAL Total					**121,046,207.00**	**91,051,158.31**	**121,046,207.00**	**91,051,158.31**	**0.00**	**0.00**	**17,374,917.83**	**121,046,207.00**	**91,051,158.31**
MB23 - MBIA JUVENILE													
State Pool													
MB23-MBIA JUVENILE	AR-0053	State Pool	05/13/20	Open	5,515,803.97	4,516,020.99	5,515,803.97	4,516,020.99	0.00	0.00	8,000,000.00	5,515,803.97	4,516,020.99

Portfolio Position
Ft. Bend County
Effective Interest - Actual Life
Receipts in Period
08/01/21 - 08/31/21

CUSIP	Invest Number	Security Description	Purchase Date	Call Date	Par Value On 08/01/21	Par Value On 08/31/21	Market Val On 08/01/21	Market Val On 08/31/21	Purchase Cost	Sales Proceeds	Original Princ/Cost	Amor Value On 08/01/21	Amor Value On 08/31/21
State Pool Total					**5,515,803.97**	**4,516,020.99**	**5,515,803.97**	**4,516,020.99**	**0.00**	**0.00**	**8,000,000.00**	**5,515,803.97**	**4,516,020.99**
MB23 - MBIA JUVENILE Total					**5,515,803.97**	**4,516,020.99**	**5,515,803.97**	**4,516,020.99**	**0.00**	**0.00**	**8,000,000.00**	**5,515,803.97**	**4,516,020.99**
MB03 - MBIA ROAD & BRIDGE													
State Pool													
MB03-MBIA Road & Bridge	AR-0016	State Pool	11/01/08	Open	7,577,016.49	6,577,322.11	7,577,016.49	6,577,322.11	0.00	0.00	2,856,438.24	7,577,016.49	6,577,322.11
State Pool Total					**7,577,016.49**	**6,577,322.11**	**7,577,016.49**	**6,577,322.11**	**0.00**	**0.00**	**2,856,438.24**	**7,577,016.49**	**6,577,322.11**
MB03 - MBIA ROAD & BRIDGE Total					**7,577,016.49**	**6,577,322.11**	**7,577,016.49**	**6,577,322.11**	**0.00**	**0.00**	**2,856,438.24**	**7,577,016.49**	**6,577,322.11**
MB29 - MBIA Sr Lien 2021													
State Pool													
MB29-MBIA SR LIEN TOLL RD 2021	AR-0060	State Pool	08/02/21	Open	0.00	68,002,806.33	0.00	68,002,806.33	68,000,000.00	0.00	68,000,000.00	0.00	68,002,806.33
State Pool Total					**0.00**	**68,002,806.33**	**0.00**	**68,002,806.33**	**68,000,000.00**	**0.00**	**68,000,000.00**	**0.00**	**68,002,806.33**
MB29 - MBIA Sr Lien 2021 Total					**0.00**	**68,002,806.33**	**0.00**	**68,002,806.33**	**68,000,000.00**	**0.00**	**68,000,000.00**	**0.00**	**68,002,806.33**
MB06 - MBIA TOLL RD OPERATIONS													
State Pool													
MB06-MBIA Toll Rd. Operations	AR-0019	State Pool	11/01/08	Open	50,992,584.42	58,995,105.43	50,992,584.42	58,995,105.43	0.00	0.00	3,143,377.27	50,992,584.42	58,995,105.43
State Pool Total					**50,992,584.42**	**58,995,105.43**	**50,992,584.42**	**58,995,105.43**	**0.00**	**0.00**	**3,143,377.27**	**50,992,584.42**	**58,995,105.43**
MB06 - MBIA TOLL RD OPERATIONS Total					**50,992,584.42**	**58,995,105.43**	**50,992,584.42**	**58,995,105.43**	**0.00**	**0.00**	**3,143,377.27**	**50,992,584.42**	**58,995,105.43**
MB27 - MBIA TX HERITAGE PARKWAY 2020													
State Pool													
MB27-MBIA TX HERITAGE PARKWAY	AR-0057	State Pool	05/13/20	Open	10,007,944.56	10,008,374.51	10,007,944.56	10,008,374.51	0.00	0.00	17,000,000.00	10,007,944.56	10,008,374.51
State Pool Total					**10,007,944.56**	**10,008,374.51**	**10,007,944.56**	**10,008,374.51**	**0.00**	**0.00**	**17,000,000.00**	**10,007,944.56**	**10,008,374.51**
MB27 - MBIA TX HERITAGE PARKWAY 2020 Total					**10,007,944.56**	**10,008,374.51**	**10,007,944.56**	**10,008,374.51**	**0.00**	**0.00**	**17,000,000.00**	**10,007,944.56**	**10,008,374.51**
MB28 - MBIAGrand Parkway 2021													
State Pool													
MB28-MBIA GRAND PARKWAY 2021	AR-0059	State Pool	08/02/21	Open	0.00	25,001,031.79	0.00	25,001,031.79	25,000,000.00	0.00	25,000,000.00	0.00	25,001,031.79
State Pool Total					**0.00**	**25,001,031.79**	**0.00**	**25,001,031.79**	**25,000,000.00**	**0.00**	**25,000,000.00**	**0.00**	**25,001,031.79**
MB28 - MBIAGrand Parkway 2021 Total					**0.00**	**25,001,031.79**	**0.00**	**25,001,031.79**	**25,000,000.00**	**0.00**	**25,000,000.00**	**0.00**	**25,001,031.79**
802 - Sr Lien 2016													
State Pool													
MB17 - SR LIEN BOND 2016	AR-0046	State Pool	12/09/16	Open	4,019,966.78	4,020,139.51	4,019,966.78	4,020,139.51	0.00	0.00	35,000,000.00	4,019,966.78	4,020,139.51
State Pool Total					**4,019,966.78**	**4,020,139.51**	**4,019,966.78**	**4,020,139.51**	**0.00**	**0.00**	**35,000,000.00**	**4,019,966.78**	**4,020,139.51**
802 - Sr Lien 2016 Total					**4,019,966.78**	**4,020,139.51**	**4,019,966.78**	**4,020,139.51**	**0.00**	**0.00**	**35,000,000.00**	**4,019,966.78**	**4,020,139.51**
TT05 - TEXAS TERM DRAINAGE													
State Pool													
TT05-TX TERM Drainage	AR-0027	State Pool	11/01/08	Open	354.52	354.53	354.52	354.53	0.00	0.00	109,774.61	354.52	354.53
State Pool Total					**354.52**	**354.53**	**354.52**	**354.53**	**0.00**	**0.00**	**109,774.61**	**354.52**	**354.53**
TT05 - TEXAS TERM DRAINAGE Total					**354.52**	**354.53**	**354.52**	**354.53**	**0.00**	**0.00**	**109,774.61**	**354.52**	**354.53**
TT00 - TEXAS TERM GENERAL													
State Pool													
TT00-TX TERM General	AR-0022	State Pool	11/01/08	Open	1,071.82	1,071.84	1,071.82	1,071.84	0.00	0.00	10,006,437.87	1,071.82	1,071.84
State Pool Total					**1,071.82**	**1,071.84**	**1,071.82**	**1,071.84**	**0.00**	**0.00**	**10,006,437.87**	**1,071.82**	**1,071.84**
TT00 - TEXAS TERM GENERAL Total					**1,071.82**	**1,071.84**	**1,071.82**	**1,071.84**	**0.00**	**0.00**	**10,006,437.87**	**1,071.82**	**1,071.84**
TT04 - TEXAS TERM ROAD & BRIDGE													
State Pool													
TT04-TX TERM Road & Bridge	AR-0026	State Pool	11/01/08	Open	1,068.65	1,068.67	1,068.65	1,068.67	0.00	0.00	10,463.28	1,068.65	1,068.67
State Pool Total					**1,068.65**	**1,068.67**	**1,068.65**	**1,068.67**	**0.00**	**0.00**	**10,463.28**	**1,068.65**	**1,068.67**
TT04 - TEXAS TERM ROAD & BRIDGE Total					**1,068.65**	**1,068.67**	**1,068.65**	**1,068.67**	**0.00**	**0.00**	**10,463.28**	**1,068.65**	**1,068.67**
TT02 - TEXAS TERM TOLL OPERATIONS													
State Pool													

Portfolio Position
Ft. Bend County
Effective Interest - Actual Life
Receipts in Period
08/01/21 - 08/31/21

CUSIP	Invest Number	Security Description	Purchase Date	Call Date	Par Value On 08/01/21	Par Value On 08/31/21	Market Val On 08/01/21	Market Val On 08/31/21	Purchase Cost	Sales Proceeds	Original Princ/Cost	Amor Value On 08/01/21	Amor Value On 08/31/21
TT02-TX TERM Toll Rd. Operation	AR-0024	State Pool	11/01/08	Open	1,070.60	1,070.62	1,070.60	1,070.62	0.00	0.00	0.00	1,070.60	1,070.62
State Pool Total					**1,070.60**	**1,070.62**	**1,070.60**	**1,070.62**	**0.00**	**0.00**	**0.00**	**1,070.60**	**1,070.62**
TT02 - TEXAS TERM TOLL OPERATIONS Total					**1,070.60**	**1,070.62**	**1,070.60**	**1,070.62**	**0.00**	**0.00**	**0.00**	**1,070.60**	**1,070.62**
09 - Temporary Holding													
Money Market													
Cadence-Money Market Accts	AR-0058	Money Market	01/31/21	Open	299,752,096.26	166,580,187.63	299,752,096.26	166,580,187.63	0.00	0.00	210,194,488.52	299,752,096.26	166,580,187.63
Money Market Total					**299,752,096.26**	**166,580,187.63**	**299,752,096.26**	**166,580,187.63**	**0.00**	**0.00**	**210,194,488.52**	**299,752,096.26**	**166,580,187.63**
09 - Temporary Holding Total					**299,752,096.26**	**166,580,187.63**	**299,752,096.26**	**166,580,187.63**	**0.00**	**0.00**	**210,194,488.52**	**299,752,096.26**	**166,580,187.63**
Combined Port													
Money Market													
Cadence-Money Market Accts	AR-0058	Money Market	01/31/21	Open	299,752,096.26	166,580,187.63	299,752,096.26	166,580,187.63	0.00	0.00	210,194,488.52	299,752,096.26	166,580,187.63
Money Market Total					**299,752,096.26**	**166,580,187.63**	**299,752,096.26**	**166,580,187.63**	**0.00**	**0.00**	**210,194,488.52**	**299,752,096.26**	**166,580,187.63**
State Pool													
LO10-LOGIC-COUNTY'S CARE ACT	AR-0047	State Pool	05/12/20	Open	992.67	992.67	992.67	992.67	0.00	0.00	67,000,000.00	992.67	992.67
LOG1-Logic- General	AR-0028	State Pool	11/10/08	Open	743,046.99	743,071.55	743,046.99	743,071.55	0.00	0.00	10,000,000.00	743,046.99	743,071.55
LOG2-Logic-Toll Rd.Operations	AR-0029	State Pool	11/10/08	Open	35,126,255.55	35,127,416.33	35,126,255.55	35,127,416.33	0.00	0.00	2,000,000.00	35,126,255.55	35,127,416.33
LOG5-Logic-Drainage	AR-0032	State Pool	11/10/08	Open	522,336.48	522,353.74	522,336.48	522,353.74	0.00	0.00	500,000.00	522,336.48	522,353.74
LOG8-Logic-Road & Bridge	AR-0035	State Pool	11/10/08	Open	2,523,673.14	2,523,756.54	2,523,673.14	2,523,756.54	0.00	0.00	1,000,000.00	2,523,673.14	2,523,756.54
MB02-MBIA General	AR-0015	State Pool	11/01/08	Open	121,046,207.00	91,051,158.31	121,046,207.00	91,051,158.31	0.00	0.00	17,374,917.83	121,046,207.00	91,051,158.31
MB03-MBIA Road & Bridge	AR-0016	State Pool	11/01/08	Open	7,577,016.49	6,577,322.11	7,577,016.49	6,577,322.11	0.00	0.00	2,856,438.24	7,577,016.49	6,577,322.11
MB04-MBIA Drainage	AR-0017	State Pool	11/01/08	Open	6,291,664.90	13,292,224.12	6,291,664.90	13,292,224.12	0.00	0.00	1,267,218.21	6,291,664.90	13,292,224.12
MB06-MBIA Toll Rd. Operations	AR-0019	State Pool	11/01/08	Open	50,992,584.42	58,995,105.43	50,992,584.42	58,995,105.43	0.00	0.00	3,143,377.27	50,992,584.42	58,995,105.43
MB12-MBIA ESD 100 AGREEMENT	AR-0041	State Pool	08/31/16	Open	1,990,518.33	3,990,686.38	1,990,518.33	3,990,686.38	0.00	0.00	3,900,000.00	1,990,518.33	3,990,686.38
MB13-MBIA ASSISTANCE DIST #1	AR-0042	State Pool	08/31/16	Open	0.00	2,000,082.54	0.00	2,000,082.54	0.00	0.00	10,000,000.00	0.00	2,000,082.54
MB14-MBIA GR PARKWAY OPERATIONS	AR-0043	State Pool	08/31/16	Open	34,910,798.54	34,912,298.44	34,910,798.54	34,912,298.44	0.00	0.00	8,500,000.00	34,910,798.54	34,912,298.44
MB17 - SR LIEN BOND 2016	AR-0046	State Pool	12/09/16	Open	4,019,966.78	4,020,139.51	4,019,966.78	4,020,139.51	0.00	0.00	35,000,000.00	4,019,966.78	4,020,139.51
MB18-MBIA COUNTY'S CARES ACT	AR-0048	State Pool	05/12/20	Open	75,002,574.14	75,005,796.53	75,002,574.14	75,005,796.53	0.00	0.00	67,000,000.00	75,002,574.14	75,005,796.53
MB19-MBIA FBC ASSIST. DIST. #2	AR-0049	State Pool	05/13/20	Open	2,506,540.86	4,506,731.11	2,506,540.86	4,506,731.11	0.00	0.00	2,500,000.00	2,506,540.86	4,506,731.11
MB20- MBIA FBC ASSIST. DIST. #4	AR-0050	State Pool	05/13/20	Open	1,253,270.42	1,253,324.25	1,253,270.42	1,253,324.25	0.00	0.00	1,250,000.00	1,253,270.42	1,253,324.25
MB21-MBIA FBC ASSIST. DIST. #6	AR-0051	State Pool	05/13/20	Open	2,005,232.63	2,005,318.80	2,005,232.63	2,005,318.80	0.00	0.00	2,000,000.00	2,005,232.63	2,005,318.80
MB23-MBIA JUVENILE	AR-0053	State Pool	05/13/20	Open	5,515,803.97	4,516,020.99	5,515,803.97	4,516,020.99	0.00	0.00	8,000,000.00	5,515,803.97	4,516,020.99
MB24-MBIA DEBT SERVICE	AR-0054	State Pool	05/13/20	Open	21,009,397.18	6,010,262.45	21,009,397.18	6,010,262.45	0.00	0.00	21,000,000.00	21,009,397.18	6,010,262.45
MB25-MBIA DRAINAGE DEBT SERVICE	AR-0055	State Pool	05/13/20	Open	2,502,667.83	2,502,775.34	2,502,667.83	2,502,775.34	0.00	0.00	1,000,000.00	2,502,667.83	2,502,775.34
MB26-FACILITIES BOND 2018	AR-0056	State Pool	05/13/20	Open	10,035,664.88	10,036,096.07	10,035,664.88	10,036,096.07	0.00	0.00	14,000,000.00	10,035,664.88	10,036,096.07
MB27-MBIA TX HERITAGE PARKWAY	AR-0057	State Pool	05/13/20	Open	10,007,944.56	10,008,374.51	10,007,944.56	10,008,374.51	0.00	0.00	17,000,000.00	10,007,944.56	10,008,374.51
MB28-MBIA GRAND PARKWAY 2021	AR-0059	State Pool	08/02/21	Open	0.00	25,001,031.79	0.00	25,001,031.79	25,000,000.00	0.00	25,000,000.00	0.00	25,001,031.79
MB29-MBIA SR LIEN TOLL RD 2021	AR-0060	State Pool	08/02/21	Open	0.00	68,002,806.33	0.00	68,002,806.33	68,000,000.00	0.00	68,000,000.00	0.00	68,002,806.33
MB30-MBIA FLOOD PRO DRAINAGE 20	AR-0061	State Pool	08/02/21	Open	0.00	10,000,412.69	0.00	10,000,412.69	10,000,000.00	0.00	10,000,000.00	0.00	10,000,412.69
TT00-TX TERM General	AR-0022	State Pool	11/01/08	Open	1,071.82	1,071.84	1,071.82	1,071.84	0.00	0.00	10,006,437.87	1,071.82	1,071.84
TT02-TX TERM Toll Rd. Operation	AR-0024	State Pool	11/01/08	Open	1,070.60	1,070.62	1,070.60	1,070.62	0.00	0.00	0.00	1,070.60	1,070.62
TT04-TX TERM Road & Bridge	AR-0026	State Pool	11/01/08	Open	1,068.65	1,068.67	1,068.65	1,068.67	0.00	0.00	10,463.28	1,068.65	1,068.67
TT05-TX TERM Drainage	AR-0027	State Pool	11/01/08	Open	354.52	354.53	354.52	354.53	0.00	0.00	109,774.61	354.52	354.53
State Pool Total					**395,587,723.35**	**472,609,124.19**	**395,587,723.35**	**472,609,124.19**	**103,000,000.00**	**0.00**	**409,418,627.31**	**395,587,723.35**	**472,609,124.19**
Combined Port Total					**695,339,819.61**	**639,189,311.82**	**695,339,819.61**	**639,189,311.82**	**103,000,000.00**	**0.00**	**619,613,115.83**	**695,339,819.61**	**639,189,311.82**

Earnings and Yields Summary

Ft. Bend County

Effective Interest - Actual Life
Receipts in Period
08/01/21 - 08/31/21

Security Description	08/01/21 08/07/21	08/08/21 08/14/21	08/15/21 08/21/21	08/22/21 08/28/21	08/29/21 08/31/21	08/01/21 08/31/21
Combined Port						
Money Market	4,683.59	4,683.59	4,683.59	4,683.59	1,709.95	20,444.31
State Pool	4,799.67	4,970.54	4,886.75	4,853.23	1,890.69	21,400.88
Port Total	**9,483.26**	**9,654.13**	**9,570.34**	**9,536.82**	**3,600.64**	**41,845.19**
Combined Port						
Money Market	0.0815	0.0815	0.0815	0.0815	0.0815	0.0815
State Pool	0.0499	0.0499	0.0499	0.0499	0.0475	0.0496
Port Total	**0.0617**	**0.0614**	**0.0615**	**0.0616**	**0.0592**	**0.0614**

Maturity Aging
Ft. Bend County
Effective Interest - Actual Life
Receipts in Period
08/31/21

CUSIP	Invest Number	Security Description	Purchase Date	Days to Maturity	Yield Matur
Cash / Money Market					
Cadence-Money Market Accts	AR-0058	Money Market	01/31/21	0	0.1500
LO10-LOGIC-COUNTY'S CARE ACT	AR-0047	State Pool	05/12/20	0	0.0518
LOG1-Logic- General	AR-0028	State Pool	11/10/08	0	0.0389
LOG2-Logic-Toll Rd.Operations	AR-0029	State Pool	11/10/08	0	0.0389
LOG5-Logic-Drainage	AR-0032	State Pool	11/10/08	0	0.0389
LOG8-Logic-Road & Bridge	AR-0035	State Pool	11/10/08	0	0.0389
MB02-MBIA General	AR-0015	State Pool	11/01/08	0	0.0506
MB03-MBIA Road & Bridge	AR-0016	State Pool	11/01/08	0	0.0506
MB04-MBIA Drainage	AR-0017	State Pool	11/01/08	0	0.0506
MB06-MBIA Toll Rd. Operations	AR-0019	State Pool	11/01/08	0	0.0506
MB12-MBIA ESD 100 AGREEMENT	AR-0041	State Pool	08/31/16	0	0.0506
MB13-MBIA ASSISTANCE DIST #1	AR-0042	State Pool	08/31/16	0	0.0506
MB14-MBIA GR PARKWAY OPERATIONS	AR-0043	State Pool	08/31/16	0	0.0506
MB17 - SR LIEN BOND 2016	AR-0046	State Pool	12/09/16	0	0.0506
MB18-MBIA COUNTY'S CARES ACT	AR-0048	State Pool	05/12/20	0	0.0506
MB19-MBIA FBC ASSIST. DIST. #2	AR-0049	State Pool	05/13/20	0	0.0506
MB20- MBIA FBC ASSIST. DIST. #4	AR-0050	State Pool	05/13/20	0	0.0506
MB21-MBIA FBC ASSIST. DIST. #6	AR-0051	State Pool	05/13/20	0	0.0506
MB23-MBIA JUVENILE	AR-0053	State Pool	05/13/20	0	0.0506
MB24-MBIA DEBT SERVICE	AR-0054	State Pool	05/13/20	0	0.0506
MB25-MBIA DRAINAGE DEBT SERVICE	AR-0055	State Pool	05/13/20	0	0.0506
MB26-FACILITIES BOND 2018	AR-0056	State Pool	05/13/20	0	0.0506
MB27-MBIA TX HERITAGE PARKWAY	AR-0057	State Pool	05/13/20	0	0.0506
MB28-MBIA GRAND PARKWAY 2021	AR-0059	State Pool	08/02/21	0	0.0506
MB29-MBIA SR LIEN TOLL RD 2021	AR-0060	State Pool	08/02/21	0	0.0506
MB30-MBIA FLOOD PRO DRAINAGE 20	AR-0061	State Pool	08/02/21	0	0.0506
TT00-TX TERM General	AR-0022	State Pool	11/01/08	0	0.0200
TT02-TX TERM Toll Rd. Operation	AR-0024	State Pool	11/01/08	0	0.0200
TT04-TX TERM Road & Bridge	AR-0026	State Pool	11/01/08	0	0.0200
TT05-TX TERM Drainage	AR-0027	State Pool	11/01/08	0	0.0200
Cash / Money Market Total				**0**	**0.0758**
Investment Total				**0**	**0.0758**

Activity Statement
Ft. Bend County
Effective Interest - Actual Life
Receipts in Period
08/01/21 - 08/31/21

Purchase Date	Sale Date	CUSIP	Invest Number	Security Description	Amor Value On 08/01/21	Changes In Principal	Purchase Cost	Sales Proceeds	Purchased Interest	Int/Div Rec In the Perd	Amor Value On 08/31/21
Money Market											
01/31/21	Open	Cadence-Money Market Accts	AR-0058	Money Market	299,752,096.26	-133,171,908.63	0.00	0.00	0.00	20,444.31	166,580,187.63
Money Market Total					**299,752,096.26**	**-133,171,908.63**	**0.00**	**0.00**	**0.00**	**20,444.31**	**166,580,187.63**
State Pool											
11/01/08	Open	MB02-MBIA General	AR-0015	State Pool	121,046,207.00	-29,995,048.69	0.00	0.00	0.00	4,951.31	91,051,158.31
11/01/08	Open	MB03-MBIA Road & Bridge	AR-0016	State Pool	7,577,016.49	-999,694.38	0.00	0.00	0.00	305.62	6,577,322.11
11/01/08	Open	MB04-MBIA Drainage	AR-0017	State Pool	6,291,664.90	7,000,559.22	0.00	0.00	0.00	559.22	13,292,224.12
11/01/08	Open	MB06-MBIA Toll Rd. Operations	AR-0019	State Pool	50,992,584.42	8,002,521.01	0.00	0.00	0.00	2,521.01	58,995,105.43
11/01/08	Open	TT00-TX TERM General	AR-0022	State Pool	1,071.82	0.02	0.00	0.00	0.00	0.02	1,071.84
11/01/08	Open	TT02-TX TERM Toll Rd. Operation	AR-0024	State Pool	1,070.60	0.02	0.00	0.00	0.00	0.02	1,070.62
11/01/08	Open	TT04-TX TERM Road & Bridge	AR-0026	State Pool	1,068.65	0.02	0.00	0.00	0.00	0.02	1,068.67
11/01/08	Open	TT05-TX TERM Drainage	AR-0027	State Pool	354.52	0.01	0.00	0.00	0.00	0.01	354.53
11/10/08	Open	LOG1-Logic- General	AR-0028	State Pool	743,046.99	24.56	0.00	0.00	0.00	24.56	743,071.55
11/10/08	Open	LOG2-Logic-Toll Rd.Operations	AR-0029	State Pool	35,126,255.55	1,160.78	0.00	0.00	0.00	1,160.78	35,127,416.33
11/10/08	Open	LOG5-Logic-Drainage	AR-0032	State Pool	522,336.48	17.26	0.00	0.00	0.00	17.26	522,353.74
11/10/08	Open	LOG8-Logic-Road & Bridge	AR-0035	State Pool	2,523,673.14	83.40	0.00	0.00	0.00	83.40	2,523,756.54
08/31/16	Open	MB12-MBIA ESD 100 AGREEMENT	AR-0041	State Pool	1,990,518.33	2,000,168.05	0.00	0.00	0.00	168.05	3,990,686.38
08/31/16	Open	MB13-MBIA ASSISTANCE DIST #1	AR-0042	State Pool	0.00	2,000,082.54	0.00	0.00	0.00	82.54	2,000,082.54
08/31/16	Open	MB14-MBIA GR PARKWAY OPERATIONS	AR-0043	State Pool	34,910,798.54	1,499.90	0.00	0.00	0.00	1,499.90	34,912,298.44
12/09/16	Open	MB17 - SR LIEN BOND 2016	AR-0046	State Pool	4,019,966.78	172.73	0.00	0.00	0.00	172.73	4,020,139.51
05/12/20	Open	LO10-LOGIC-COUNTY'S CARE ACT	AR-0047	State Pool	992.67	0.00	0.00	0.00	0.00	0.00	992.67
05/12/20	Open	MB18-MBIA COUNTY'S CARES ACT	AR-0048	State Pool	75,002,574.14	3,222.39	0.00	0.00	0.00	3,222.39	75,005,796.53
05/13/20	Open	MB19-MBIA FBC ASSIST. DIST. #2	AR-0049	State Pool	2,506,540.86	2,000,190.25	0.00	0.00	0.00	190.25	4,506,731.11
05/13/20	Open	MB20- MBIA FBC ASSIST. DIST. #4	AR-0050	State Pool	1,253,270.42	53.83	0.00	0.00	0.00	53.83	1,253,324.25
05/13/20	Open	MB21-MBIA FBC ASSIST. DIST. #6	AR-0051	State Pool	2,005,232.63	86.17	0.00	0.00	0.00	86.17	2,005,318.80
05/13/20	Open	MB23-MBIA JUVENILE	AR-0053	State Pool	5,515,803.97	-999,782.98	0.00	0.00	0.00	217.02	4,516,020.99
05/13/20	Open	MB24-MBIA DEBT SERVICE	AR-0054	State Pool	21,009,397.18	-14,999,134.73	0.00	0.00	0.00	865.27	6,010,262.45
05/13/20	Open	MB25-MBIA DRAINAGE DEBT SERVICE	AR-0055	State Pool	2,502,667.83	107.51	0.00	0.00	0.00	107.51	2,502,775.34
05/13/20	Open	MB26-FACILITIES BOND 2018	AR-0056	State Pool	10,035,664.88	431.19	0.00	0.00	0.00	431.19	10,036,096.07
05/13/20	Open	MB27-MBIA TX HERITAGE PARKWAY	AR-0057	State Pool	10,007,944.56	429.95	0.00	0.00	0.00	429.95	10,008,374.51
08/02/21	Open	MB28-MBIA GRAND PARKWAY 2021	AR-0059	State Pool	0.00	1,031.79	25,000,000.00	0.00	0.00	1,031.79	25,001,031.79
08/02/21	Open	MB29-MBIA SR LIEN TOLL RD 2021	AR-0060	State Pool	0.00	2,806.33	68,000,000.00	0.00	0.00	2,806.33	68,002,806.33
08/02/21	Open	MB30-MBIA FLOOD PRO DRAINAGE 20	AR-0061	State Pool	0.00	412.69	10,000,000.00	0.00	0.00	412.69	10,000,412.69
State Pool Total					**395,587,723.35**	**-25,978,599.16**	**103,000,000.00**	**0.00**	**0.00**	**21,400.84**	**472,609,124.19**
Investment Total					**695,339,819.61**	**-159,150,507.79**	**103,000,000.00**	**0.00**	**0.00**	**41,845.15**	**639,189,311.82**

Interest Accrual
Ft. Bend County
Effective Interest - Actual Life
Receipts in Period
08/01/21 - 08/31/21

CUSIP	Invest Number	Security Description	Purchase Date	Sale Date	Yield Earned	Ending Par Val/Shares	Ending Amor Val/Cost	Purchased Interest	Int/Div Rec In the Perd	Int/Div Accrued In the Perd	PTD Purch Received	Int/Div Rec Purch/Date	Int/Div Accrued Purch/Date
09 - Temporary Holding													
Money Market													
Cadence-Money Market Accts	AR-0058	Money Market	01/31/21	Open	0.0815	166,580,187.63	166,580,187.63	0.00	20,444.31	0.00	0.00	251,798.50	0.00
Money Market Total					**0.0815**	**166,580,187.63**	**166,580,187.63**	**0.00**	**20,444.31**	**0.00**	**0.00**	**251,798.50**	**0.00**
09 - Temporary Holding Total					**0.0815**	**166,580,187.63**	**166,580,187.63**	**0.00**	**20,444.31**	**0.00**	**0.00**	**251,798.50**	**0.00**
130 - Assistance Dist #1													
State Pool													
MB13-MBIA ASSISTANCE DIST #1	AR-0042	State Pool	08/31/16	Open	0.0502	2,000,082.54	2,000,082.54	0.00	82.54	0.00	0.00	93,605.23	0.00
State Pool Total					**0.0502**	**2,000,082.54**	**2,000,082.54**	**0.00**	**82.54**	**0.00**	**0.00**	**93,605.23**	**0.00**
130 - Assistance Dist #1 Total					**0.0502**	**2,000,082.54**	**2,000,082.54**	**0.00**	**82.54**	**0.00**	**0.00**	**93,605.23**	**0.00**
145 - ESD 100 Agreement													
State Pool													
MB12-MBIA ESD 100 AGREEMENT	AR-0041	State Pool	08/31/16	Open	0.0504	3,990,686.38	3,990,686.38	0.00	168.05	0.00	0.00	89,127.62	0.00
State Pool Total					**0.0504**	**3,990,686.38**	**3,990,686.38**	**0.00**	**168.05**	**0.00**	**0.00**	**89,127.62**	**0.00**
145 - ESD 100 Agreement Total					**0.0504**	**3,990,686.38**	**3,990,686.38**	**0.00**	**168.05**	**0.00**	**0.00**	**89,127.62**	**0.00**
802 - Sr Lien 2016													
State Pool													
MB17 - SR LIEN BOND 2016	AR-0046	State Pool	12/09/16	Open	0.0506	4,020,139.51	4,020,139.51	0.00	172.73	0.00	0.00	170,880.55	0.00
State Pool Total					**0.0506**	**4,020,139.51**	**4,020,139.51**	**0.00**	**172.73**	**0.00**	**0.00**	**170,880.55**	**0.00**
802 - Sr Lien 2016 Total					**0.0506**	**4,020,139.51**	**4,020,139.51**	**0.00**	**172.73**	**0.00**	**0.00**	**170,880.55**	**0.00**
810 - FBC Toll Road Operations													
State Pool													
TT02-TX TERM Toll Rd. Operation	AR-0024	State Pool	11/01/08	Open	0.0000	0.00	0.00	0.00	0.00	0.00	0.00	0.00	0.00
State Pool Total					**0.0000**	**0.00**	**0.00**	**0.00**	**0.00**	**0.00**	**0.00**	**0.00**	**0.00**
810 - FBC Toll Road Operations Total					**0.0000**	**0.00**	**0.00**	**0.00**	**0.00**	**0.00**	**0.00**	**0.00**	**0.00**
815 - Grand Parkway Operations													
State Pool													
MB14-MBIA GR PARKWAY OPERATIONS	AR-0043	State Pool	08/31/16	Open	0.0506	34,912,298.44	34,912,298.44	0.00	1,499.90	0.00	0.00	412,292.96	0.00
State Pool Total					**0.0506**	**34,912,298.44**	**34,912,298.44**	**0.00**	**1,499.90**	**0.00**	**0.00**	**412,292.96**	**0.00**
815 - Grand Parkway Operations Total					**0.0506**	**34,912,298.44**	**34,912,298.44**	**0.00**	**1,499.90**	**0.00**	**0.00**	**412,292.96**	**0.00**
LO10 - LOGIC COUNTYS CARES ACT													
State Pool													
LO10-LOGIC-COUNTY'S CARE ACT	AR-0047	State Pool	05/12/20	Open	0.0518	992.67	992.67	0.00	0.00	0.04	0.00	146,992.67	0.04
State Pool Total					**0.0518**	**992.67**	**992.67**	**0.00**	**0.00**	**0.04**	**0.00**	**146,992.67**	**0.04**
LO10 - LOGIC COUNTYS CARES ACT Total					**0.0518**	**992.67**	**992.67**	**0.00**	**0.00**	**0.04**	**0.00**	**146,992.67**	**0.04**
LOG1 - LOGIC GENERAL													
State Pool													
LOG1-Logic- General	AR-0028	State Pool	11/10/08	Open	0.0389	743,071.55	743,071.55	0.00	24.56	0.00	0.00	813,504.53	0.00
State Pool Total					**0.0389**	**743,071.55**	**743,071.55**	**0.00**	**24.56**	**0.00**	**0.00**	**813,504.53**	**0.00**
LOG1 - LOGIC GENERAL Total					**0.0389**	**743,071.55**	**743,071.55**	**0.00**	**24.56**	**0.00**	**0.00**	**813,504.53**	**0.00**
LOG2 - LOGIC TOLL OPERATIONS													
State Pool													
LOG2-Logic-Toll Rd.Operations	AR-0029	State Pool	11/10/08	Open	0.0389	35,127,416.33	35,127,416.33	0.00	1,160.78	0.00	0.00	188,747.41	0.00
State Pool Total					**0.0389**	**35,127,416.33**	**35,127,416.33**	**0.00**	**1,160.78**	**0.00**	**0.00**	**188,747.41**	**0.00**
LOG2 - LOGIC TOLL OPERATIONS Total					**0.0389**	**35,127,416.33**	**35,127,416.33**	**0.00**	**1,160.78**	**0.00**	**0.00**	**188,747.41**	**0.00**
LOG5 - LOGIC DRAINAGE													

Interest Accrual
Ft. Bend County
Effective Interest - Actual Life
Receipts in Period
08/01/21 - 08/31/21

CUSIP	Invest Number	Security Description	Purchase Date	Sale Date	Yield Earned	Ending Par Val/Shares	Ending Amor Val/Cost	Purchased Interest	Int/Div Rec In the Perd	Int/Div Accrued In the Perd	PTD Purch Received	Int/Div Rec Purch/Date	Int/Div Accrued Purch/Date
State Pool													
LOG5-Logic-Drainage	AR-0032	State Pool	11/10/08	Open	0.0389	522,353.74	522,353.74	0.00	17.26	0.00	0.00	24,597.51	0.00
State Pool Total					**0.0389**	**522,353.74**	**522,353.74**	**0.00**	**17.26**	**0.00**	**0.00**	**24,597.51**	**0.00**
LOG5 - LOGIC DRAINAGE Total					**0.0389**	**522,353.74**	**522,353.74**	**0.00**	**17.26**	**0.00**	**0.00**	**24,597.51**	**0.00**
LOG8 - LOGIC ROAD & BRIDGE													
State Pool													
LOG8-Logic-Road & Bridge	AR-0035	State Pool	11/10/08	Open	0.0389	2,523,756.54	2,523,756.54	0.00	83.40	0.00	0.00	29,244.06	0.00
State Pool Total					**0.0389**	**2,523,756.54**	**2,523,756.54**	**0.00**	**83.40**	**0.00**	**0.00**	**29,244.06**	**0.00**
LOG8 - LOGIC ROAD & BRIDGE Total					**0.0389**	**2,523,756.54**	**2,523,756.54**	**0.00**	**83.40**	**0.00**	**0.00**	**29,244.06**	**0.00**
MB02 - MBIA GENERAL													
State Pool													
MB02-MBIA General	AR-0015	State Pool	11/01/08	Open	0.0507	91,051,158.31	91,051,158.31	0.00	4,951.31	0.00	0.00	780,508.68	0.00
State Pool Total					**0.0507**	**91,051,158.31**	**91,051,158.31**	**0.00**	**4,951.31**	**0.00**	**0.00**	**780,508.68**	**0.00**
MB02 - MBIA GENERAL Total					**0.0507**	**91,051,158.31**	**91,051,158.31**	**0.00**	**4,951.31**	**0.00**	**0.00**	**780,508.68**	**0.00**
MB03 - MBIA ROAD & BRIDGE													
State Pool													
MB03-MBIA Road & Bridge	AR-0016	State Pool	11/01/08	Open	0.0507	6,577,322.11	6,577,322.11	0.00	305.62	0.00	0.00	118,061.26	0.00
State Pool Total					**0.0507**	**6,577,322.11**	**6,577,322.11**	**0.00**	**305.62**	**0.00**	**0.00**	**118,061.26**	**0.00**
MB03 - MBIA ROAD & BRIDGE Total					**0.0507**	**6,577,322.11**	**6,577,322.11**	**0.00**	**305.62**	**0.00**	**0.00**	**118,061.26**	**0.00**
MB04 - MBIA DRAINAGE													
State Pool													
MB04-MBIA Drainage	AR-0017	State Pool	11/01/08	Open	0.0504	13,292,224.12	13,292,224.12	0.00	559.22	0.00	0.00	147,516.52	2,620.73
State Pool Total					**0.0504**	**13,292,224.12**	**13,292,224.12**	**0.00**	**559.22**	**0.00**	**0.00**	**147,516.52**	**2,620.73**
MB04 - MBIA DRAINAGE Total					**0.0504**	**13,292,224.12**	**13,292,224.12**	**0.00**	**559.22**	**0.00**	**0.00**	**147,516.52**	**2,620.73**
MB06 - MBIA TOLL RD OPERATIONS													
State Pool													
MB06-MBIA Toll Rd. Operations	AR-0019	State Pool	11/01/08	Open	0.0505	58,995,105.43	58,995,105.43	0.00	2,521.01	0.00	0.00	682,271.87	38,363.64
State Pool Total					**0.0505**	**58,995,105.43**	**58,995,105.43**	**0.00**	**2,521.01**	**0.00**	**0.00**	**682,271.87**	**38,363.64**
MB06 - MBIA TOLL RD OPERATIONS Total					**0.0505**	**58,995,105.43**	**58,995,105.43**	**0.00**	**2,521.01**	**0.00**	**0.00**	**682,271.87**	**38,363.64**
MB18 - MBIA COUNTYS CARES ACT													
State Pool													
MB18-MBIA COUNTY'S CARES ACT	AR-0048	State Pool	05/12/20	Open	0.0506	75,005,796.53	75,005,796.53	0.00	3,222.39	0.00	0.00	107,715.99	0.00
State Pool Total					**0.0506**	**75,005,796.53**	**75,005,796.53**	**0.00**	**3,222.39**	**0.00**	**0.00**	**107,715.99**	**0.00**
MB18 - MBIA COUNTYS CARES ACT Total					**0.0506**	**75,005,796.53**	**75,005,796.53**	**0.00**	**3,222.39**	**0.00**	**0.00**	**107,715.99**	**0.00**
MB19 - MBIA FBC ASSIST DIST #2													
State Pool													
MB19-MBIA FBC ASSIST. DIST. #2	AR-0049	State Pool	05/13/20	Open	0.0504	4,506,731.11	4,506,731.11	0.00	190.25	0.00	0.00	6,731.11	0.00
State Pool Total					**0.0504**	**4,506,731.11**	**4,506,731.11**	**0.00**	**190.25**	**0.00**	**0.00**	**6,731.11**	**0.00**
MB19 - MBIA FBC ASSIST DIST #2 Total					**0.0504**	**4,506,731.11**	**4,506,731.11**	**0.00**	**190.25**	**0.00**	**0.00**	**6,731.11**	**0.00**
MB20 - MBIA FBC ASSIST DIST #4													
State Pool													
MB20- MBIA FBC ASSIST. DIST. #4	AR-0050	State Pool	05/13/20	Open	0.0506	1,253,324.25	1,253,324.25	0.00	53.83	0.00	0.00	3,324.25	0.00
State Pool Total					**0.0506**	**1,253,324.25**	**1,253,324.25**	**0.00**	**53.83**	**0.00**	**0.00**	**3,324.25**	**0.00**
MB20 - MBIA FBC ASSIST DIST #4 Total					**0.0506**	**1,253,324.25**	**1,253,324.25**	**0.00**	**53.83**	**0.00**	**0.00**	**3,324.25**	**0.00**
MB21 - MBIA ASSIST DIST #6													
State Pool													

Interest Accrual
Ft. Bend County
Effective Interest - Actual Life
Receipts in Period
08/01/21 - 08/31/21

CUSIP	Invest Number	Security Description	Purchase Date	Sale Date	Yield Earned	Ending Par Val/Shares	Ending Amor Val/Cost	Purchased Interest	Int/Div Rec In the Perd	Int/Div Accrued In the Perd	PTD Purch Received	Int/Div Rec Purch/Date	Int/Div Accrued Purch/Date
MB21-MBIA FBC ASSIST. DIST. #6	AR-0051	State Pool	05/13/20	Open	0.0506	2,005,318.80	2,005,318.80	0.00	86.17	0.00	0.00	5,318.80	0.00
State Pool Total					**0.0506**	**2,005,318.80**	**2,005,318.80**	**0.00**	**86.17**	**0.00**	**0.00**	**5,318.80**	**0.00**
MB21 - MBIA ASSIST DIST #6 Total					**0.0506**	**2,005,318.80**	**2,005,318.80**	**0.00**	**86.17**	**0.00**	**0.00**	**5,318.80**	**0.00**
MB23 - MBIA JUVENILE													
State Pool													
MB23-MBIA JUVENILE	AR-0053	State Pool	05/13/20	Open	0.0508	4,516,020.99	4,516,020.99	0.00	217.02	0.00	0.00	16,020.99	0.00
State Pool Total					**0.0508**	**4,516,020.99**	**4,516,020.99**	**0.00**	**217.02**	**0.00**	**0.00**	**16,020.99**	**0.00**
MB23 - MBIA JUVENILE Total					**0.0508**	**4,516,020.99**	**4,516,020.99**	**0.00**	**217.02**	**0.00**	**0.00**	**16,020.99**	**0.00**
MB24 - MBIA DEBT SERVICE													
State Pool													
MB24-MBIA DEBT SERVICE	AR-0054	State Pool	05/13/20	Open	0.0508	6,010,262.45	6,010,262.45	0.00	865.27	0.00	0.00	41,985.21	0.00
State Pool Total					**0.0508**	**6,010,262.45**	**6,010,262.45**	**0.00**	**865.27**	**0.00**	**0.00**	**41,985.21**	**0.00**
MB24 - MBIA DEBT SERVICE Total					**0.0508**	**6,010,262.45**	**6,010,262.45**	**0.00**	**865.27**	**0.00**	**0.00**	**41,985.21**	**0.00**
MB25 - MBIA DRAINAGE DEBT SERVICE													
State Pool													
MB25-MBIA DRAINAGE DEBT SERVICE	AR-0055	State Pool	05/13/20	Open	0.0506	2,502,775.34	2,502,775.34	0.00	107.51	0.00	0.00	2,775.34	0.00
State Pool Total					**0.0506**	**2,502,775.34**	**2,502,775.34**	**0.00**	**107.51**	**0.00**	**0.00**	**2,775.34**	**0.00**
MB25 - MBIA DRAINAGE DEBT SERVICE Total					**0.0506**	**2,502,775.34**	**2,502,775.34**	**0.00**	**107.51**	**0.00**	**0.00**	**2,775.34**	**0.00**
MB26 - MBIA FACILITIES BOND 2018													
State Pool													
MB26-FACILITIES BOND 2018	AR-0056	State Pool	05/13/20	Open	0.0506	10,036,096.07	10,036,096.07	0.00	431.19	0.00	0.00	36,096.07	0.00
State Pool Total					**0.0506**	**10,036,096.07**	**10,036,096.07**	**0.00**	**431.19**	**0.00**	**0.00**	**36,096.07**	**0.00**
MB26 - MBIA FACILITIES BOND 2018 Total					**0.0506**	**10,036,096.07**	**10,036,096.07**	**0.00**	**431.19**	**0.00**	**0.00**	**36,096.07**	**0.00**
MB27 - MBIA TX HERITAGE PARKWAY 2020													
State Pool													
MB27-MBIA TX HERITAGE PARKWAY	AR-0057	State Pool	05/13/20	Open	0.0506	10,008,374.51	10,008,374.51	0.00	429.95	0.00	0.00	38,753.86	0.00
State Pool Total					**0.0506**	**10,008,374.51**	**10,008,374.51**	**0.00**	**429.95**	**0.00**	**0.00**	**38,753.86**	**0.00**
MB27 - MBIA TX HERITAGE PARKWAY 2020 Total					**0.0506**	**10,008,374.51**	**10,008,374.51**	**0.00**	**429.95**	**0.00**	**0.00**	**38,753.86**	**0.00**
MB28 - MBIAGrand Parkway 2021													
State Pool													
MB28-MBIA GRAND PARKWAY 2021	AR-0059	State Pool	08/02/21	Open	0.0502	25,001,031.79	25,001,031.79	0.00	1,031.79	0.00	0.00	1,031.79	0.00
State Pool Total					**0.0502**	**25,001,031.79**	**25,001,031.79**	**0.00**	**1,031.79**	**0.00**	**0.00**	**1,031.79**	**0.00**
MB28 - MBIAGrand Parkway 2021 Total					**0.0502**	**25,001,031.79**	**25,001,031.79**	**0.00**	**1,031.79**	**0.00**	**0.00**	**1,031.79**	**0.00**
MB29 - MBIA Sr Lien 2021													
State Pool													
MB29-MBIA SR LIEN TOLL RD 2021	AR-0060	State Pool	08/02/21	Open	0.0502	68,002,806.33	68,002,806.33	0.00	2,806.33	0.00	0.00	2,806.33	0.00
State Pool Total					**0.0502**	**68,002,806.33**	**68,002,806.33**	**0.00**	**2,806.33**	**0.00**	**0.00**	**2,806.33**	**0.00**
MB29 - MBIA Sr Lien 2021 Total					**0.0502**	**68,002,806.33**	**68,002,806.33**	**0.00**	**2,806.33**	**0.00**	**0.00**	**2,806.33**	**0.00**
MB30 - MBIA Flood Proj Drainage 20													
State Pool													
MB30-MBIA FLOOD PRO DRAINAGE 20	AR-0061	State Pool	08/02/21	Open	0.0502	10,000,412.69	10,000,412.69	0.00	412.69	0.00	0.00	412.69	0.00
State Pool Total					**0.0502**	**10,000,412.69**	**10,000,412.69**	**0.00**	**412.69**	**0.00**	**0.00**	**412.69**	**0.00**
MB30 - MBIA Flood Proj Drainage 20 Total					**0.0502**	**10,000,412.69**	**10,000,412.69**	**0.00**	**412.69**	**0.00**	**0.00**	**412.69**	**0.00**
TT00 - TEXAS TERM GENERAL													
State Pool													
TT00-TX TERM General	AR-0022	State Pool	11/01/08	Open	0.0220	1,071.84	1,071.84	0.00	0.02	0.00	0.00	21,456.61	0.00

Interest Accrual
Ft. Bend County
Effective Interest - Actual Life
Receipts in Period
08/01/21 - 08/31/21

CUSIP	Invest Number	Security Description	Purchase Date	Sale Date	Yield Earned	Ending Par Val/Shares	Ending Amor Val/Cost	Purchased Interest	Int/Div Rec In the Perd	Int/Div Accrued In the Perd	PTD Purch Received	Int/Div Rec Purch/Date	Int/Div Accrued Purch/Date
State Pool Total					**0.0220**	**1,071.84**	**1,071.84**	**0.00**	**0.02**	**0.00**	**0.00**	**21,456.61**	**0.00**
TT00 - TEXAS TERM GENERAL Total					**0.0220**	**1,071.84**	**1,071.84**	**0.00**	**0.02**	**0.00**	**0.00**	**21,456.61**	**0.00**
TT02 - TEXAS TERM TOLL OPERATIONS													
State Pool													
TT02-TX TERM Toll Rd. Operation	AR-0024	State Pool	11/01/08	Open	0.0220	1,070.62	1,070.62	0.00	0.02	0.00	0.00	18,000.52	0.00
State Pool Total					**0.0220**	**1,070.62**	**1,070.62**	**0.00**	**0.02**	**0.00**	**0.00**	**18,000.52**	**0.00**
TT02 - TEXAS TERM TOLL OPERATIONS Total					**0.0220**	**1,070.62**	**1,070.62**	**0.00**	**0.02**	**0.00**	**0.00**	**18,000.52**	**0.00**
TT04 - TEXAS TERM ROAD & BRIDGE													
State Pool													
TT04-TX TERM Road & Bridge	AR-0026	State Pool	11/01/08	Open	0.0220	1,068.67	1,068.67	0.00	0.02	0.00	0.00	8,275.95	0.00
State Pool Total					**0.0220**	**1,068.67**	**1,068.67**	**0.00**	**0.02**	**0.00**	**0.00**	**8,275.95**	**0.00**
TT04 - TEXAS TERM ROAD & BRIDGE Total					**0.0220**	**1,068.67**	**1,068.67**	**0.00**	**0.02**	**0.00**	**0.00**	**8,275.95**	**0.00**
TT05 - TEXAS TERM DRAINAGE													
State Pool													
TT05-TX TERM Drainage	AR-0027	State Pool	11/01/08	Open	0.0332	354.53	354.53	0.00	0.01	0.00	0.00	5,033.80	0.00
State Pool Total					**0.0332**	**354.53**	**354.53**	**0.00**	**0.01**	**0.00**	**0.00**	**5,033.80**	**0.00**
TT05 - TEXAS TERM DRAINAGE Total					**0.0332**	**354.53**	**354.53**	**0.00**	**0.01**	**0.00**	**0.00**	**5,033.80**	**0.00**

Premium/Discount Amortization

Ft. Bend County

Effective Interest - Actual Life
Receipts in Period
08/01/21 - 08/31/21

CUSIP	Invest Number	Security Description	Purchase Date	Amortiz Date	Yield Earned	Beginning Par Val/Shares	Beginning Unamor Val/Cost	Premium Discount	Ending Par Val/Shares	Ending Amor Val/Cost	Unamor Prem/Dscnt	Amortization In the Perd	Amortization Purch/Date
Money Market													
Cadence-Money Market Accts	AR-0058	Money Market	01/31/21	Open	0.0815	299,752,096.26	299,752,096.26	0.00	166,580,187.63	166,580,187.63	0.00	0.00	0.00
Money Market Total					**0.0815**	**299,752,096.26**	**299,752,096.26**	**0.00**	**166,580,187.63**	**166,580,187.63**	**0.00**	**0.00**	**0.00**
State Pool													
MB02-MBIA General	AR-0015	State Pool	11/01/08	Open	0.0507	121,046,207.00	121,046,207.00	0.00	91,051,158.31	91,051,158.31	0.00	0.00	0.00
MB03-MBIA Road & Bridge	AR-0016	State Pool	11/01/08	Open	0.0507	7,577,016.49	7,577,016.49	0.00	6,577,322.11	6,577,322.11	0.00	0.00	0.00
MB04-MBIA Drainage	AR-0017	State Pool	11/01/08	Open	0.0504	6,291,664.90	6,291,664.90	0.00	13,292,224.12	13,292,224.12	0.00	0.00	0.00
MB06-MBIA Toll Rd. Operations	AR-0019	State Pool	11/01/08	Open	0.0505	50,992,584.42	50,992,584.42	0.00	58,995,105.43	58,995,105.43	0.00	0.00	0.00
TT00-TX TERM General	AR-0022	State Pool	11/01/08	Open	0.0220	1,071.82	1,071.82	0.00	1,071.84	1,071.84	0.00	0.00	0.00
TT02-TX TERM Toll Rd. Operation	AR-0024	State Pool	11/01/08	Open	0.0220	1,070.60	1,070.60	0.00	1,070.62	1,070.62	0.00	0.00	0.00
TT04-TX TERM Road & Bridge	AR-0026	State Pool	11/01/08	Open	0.0220	1,068.65	1,068.65	0.00	1,068.67	1,068.67	0.00	0.00	0.00
TT05-TX TERM Drainage	AR-0027	State Pool	11/01/08	Open	0.0332	354.52	354.52	0.00	354.53	354.53	0.00	0.00	0.00
LOG1-Logic- General	AR-0028	State Pool	11/10/08	Open	0.0389	743,046.99	743,046.99	0.00	743,071.55	743,071.55	0.00	0.00	0.00
LOG2-Logic-Toll Rd.Operations	AR-0029	State Pool	11/10/08	Open	0.0389	35,126,255.55	35,126,255.55	0.00	35,127,416.33	35,127,416.33	0.00	0.00	0.00
LOG5-Logic-Drainage	AR-0032	State Pool	11/10/08	Open	0.0389	522,336.48	522,336.48	0.00	522,353.74	522,353.74	0.00	0.00	0.00
LOG8-Logic-Road & Bridge	AR-0035	State Pool	11/10/08	Open	0.0389	2,523,673.14	2,523,673.14	0.00	2,523,756.54	2,523,756.54	0.00	0.00	0.00
MB12-MBIA ESD 100 AGREEMENT	AR-0041	State Pool	08/31/16	Open	0.0504	1,990,518.33	1,990,518.33	0.00	3,990,686.38	3,990,686.38	0.00	0.00	0.00
MB13-MBIA ASSISTANCE DIST #1	AR-0042	State Pool	08/31/16	Open	0.0502	0.00	0.00	0.00	2,000,082.54	2,000,082.54	0.00	0.00	0.00
MB14-MBIA GR PARKWAY OPERATIONS	AR-0043	State Pool	08/31/16	Open	0.0506	34,910,798.54	34,910,798.54	0.00	34,912,298.44	34,912,298.44	0.00	0.00	0.00
MB17 - SR LIEN BOND 2016	AR-0046	State Pool	12/09/16	Open	0.0506	4,019,966.78	4,019,966.78	0.00	4,020,139.51	4,020,139.51	0.00	0.00	0.00
LO10-LOGIC-COUNTY'S CARE ACT	AR-0047	State Pool	05/12/20	Open	0.0518	992.67	992.67	0.00	992.67	992.67	0.00	0.00	0.00
MB18-MBIA COUNTY'S CARES ACT	AR-0048	State Pool	05/12/20	Open	0.0506	75,002,574.14	75,002,574.14	0.00	75,005,796.53	75,005,796.53	0.00	0.00	0.00
MB19-MBIA FBC ASSIST. DIST. #2	AR-0049	State Pool	05/13/20	Open	0.0504	2,506,540.86	2,506,540.86	0.00	4,506,731.11	4,506,731.11	0.00	0.00	0.00
MB20- MBIA FBC ASSIST. DIST. #4	AR-0050	State Pool	05/13/20	Open	0.0506	1,253,270.42	1,253,270.42	0.00	1,253,324.25	1,253,324.25	0.00	0.00	0.00
MB21-MBIA FBC ASSIST. DIST. #6	AR-0051	State Pool	05/13/20	Open	0.0506	2,005,232.63	2,005,232.63	0.00	2,005,318.80	2,005,318.80	0.00	0.00	0.00
MB23-MBIA JUVENILE	AR-0053	State Pool	05/13/20	Open	0.0508	5,515,803.97	5,515,803.97	0.00	4,516,020.99	4,516,020.99	0.00	0.00	0.00
MB24-MBIA DEBT SERVICE	AR-0054	State Pool	05/13/20	Open	0.0508	21,009,397.18	21,009,397.18	0.00	6,010,262.45	6,010,262.45	0.00	0.00	0.00
MB25-MBIA DRAINAGE DEBT SERVICE	AR-0055	State Pool	05/13/20	Open	0.0506	2,502,667.83	2,502,667.83	0.00	2,502,775.34	2,502,775.34	0.00	0.00	0.00
MB26-FACILITIES BOND 2018	AR-0056	State Pool	05/13/20	Open	0.0506	10,035,664.88	10,035,664.88	0.00	10,036,096.07	10,036,096.07	0.00	0.00	0.00
MB27-MBIA TX HERITAGE PARKWAY	AR-0057	State Pool	05/13/20	Open	0.0506	10,007,944.56	10,007,944.56	0.00	10,008,374.51	10,008,374.51	0.00	0.00	0.00
MB28-MBIA GRAND PARKWAY 2021	AR-0059	State Pool	08/02/21	Open	0.0502	0.00	0.00	0.00	25,001,031.79	25,001,031.79	0.00	0.00	0.00
MB29-MBIA SR LIEN TOLL RD 2021	AR-0060	State Pool	08/02/21	Open	0.0502	0.00	0.00	0.00	68,002,806.33	68,002,806.33	0.00	0.00	0.00
MB30-MBIA FLOOD PRO DRAINAGE 20	AR-0061	State Pool	08/02/21	Open	0.0502	0.00	0.00	0.00	10,000,412.69	10,000,412.69	0.00	0.00	0.00
State Pool Total					**0.0496**	**395,587,723.35**	**395,587,723.35**	**0.00**	**472,609,124.19**	**472,609,124.19**	**0.00**	**0.00**	**0.00**
Investment Total					**0.0614**	**695,339,819.61**	**695,339,819.61**	**0.00**	**639,189,311.82**	**639,189,311.82**	**0.00**	**0.00**	**0.00**

Open Investments
Ft. Bend County
Effective Interest - Actual Life
Receipts in Period
08/31/21

CUSIP	Invest Number	Security Description	Invest Class	Purchase Date	Call Date	Purchase Institut	SafeKeep Institut	Issuing Institut	Yield Matur	Yield Call	Original Unit Cost	Original Par Val/Shares	Original Princ/Cost	Orig Prem Discount	Ending Unit Price	Ending Par Val/Shares	Ending Amor Val/Cost	Unamor Prem/Dscnt
Money Market																		
Cadence-Money Market Accts	AR-0058	Money Market		01/31/21	Open	101	None	101	0.1500	0.1500	1.000000	210,194,488.52	210,194,488.52	0.00	1.000000	166,580,187.63	166,580,187.63	0.00
Money Market Total									**0.1500**	**0.1500**	**1.000000**	**210,194,488.52**	**210,194,488.52**	**0.00**	**1.000000**	**166,580,187.63**	**166,580,187.63**	**0.00**
State Pool																		
MB02-MBIA General	AR-0015	State Pool		11/01/08	Open	2000	None	2000	0.0506	0.0506	1.000000	17,374,917.83	17,374,917.83	0.00	1.000000	91,051,158.31	91,051,158.31	0.00
MB03-MBIA Road & Bridge	AR-0016	State Pool		11/01/08	Open	2000	None	2000	0.0506	0.0506	1.000000	2,856,438.24	2,856,438.24	0.00	1.000000	6,577,322.11	6,577,322.11	0.00
MB04-MBIA Drainage	AR-0017	State Pool		11/01/08	Open	2000	None	2000	0.0506	0.0506	1.000000	1,267,218.21	1,267,218.21	0.00	1.000000	13,292,224.12	13,292,224.12	0.00
MB06-MBIA Toll Rd. Operations	AR-0019	State Pool		11/01/08	Open	2000	None	2000	0.0506	0.0506	1.000000	3,143,377.27	3,143,377.27	0.00	1.000000	58,995,105.43	58,995,105.43	0.00
TT00-TX TERM General	AR-0022	State Pool		11/01/08	Open	2005	None	2005	0.0200	0.0200	1.000000	10,006,437.87	10,006,437.87	0.00	1.000000	1,071.84	1,071.84	0.00
TT02-TX TERM Toll Rd. Operation	AR-0024	State Pool		11/01/08	Open	2005	None	2005	0.0200	0.0200	0.000000	0.00	0.00	0.00	1.000000	1,070.62	1,070.62	0.00
TT04-TX TERM Road & Bridge	AR-0026	State Pool		11/01/08	Open	2005	None	2005	0.0200	0.0200	1.000000	10,463.28	10,463.28	0.00	1.000000	1,068.67	1,068.67	0.00
TT05-TX TERM Drainage	AR-0027	State Pool		11/01/08	Open	2005	None	2005	0.0200	0.0200	1.000000	109,774.61	109,774.61	0.00	1.000000	354.53	354.53	0.00
LOG1-Logic- General	AR-0028	State Pool		11/10/08	Open	200	None	200	0.0389	0.0389	1.000000	10,000,000.00	10,000,000.00	0.00	1.000000	743,071.55	743,071.55	0.00
LOG2-Logic-Toll Rd.Operations	AR-0029	State Pool		11/10/08	Open	200	None	200	0.0389	0.0389	1.000000	2,000,000.00	2,000,000.00	0.00	1.000000	35,127,416.33	35,127,416.33	0.00
LOG5-Logic-Drainage	AR-0032	State Pool		11/10/08	Open	200	None	200	0.0389	0.0389	1.000000	500,000.00	500,000.00	0.00	1.000000	522,353.74	522,353.74	0.00
LOG8-Logic-Road & Bridge	AR-0035	State Pool		11/10/08	Open	200	None	200	0.0389	0.0389	1.000000	1,000,000.00	1,000,000.00	0.00	1.000000	2,523,756.54	2,523,756.54	0.00
MB12-MBIA ESD 100 AGREEMENT	AR-0041	State Pool		08/31/16	Open	2000	None	2000	0.0506	0.0506	1.000000	3,900,000.00	3,900,000.00	0.00	1.000000	3,990,686.38	3,990,686.38	0.00
MB13-MBIA ASSISTANCE DIST #1	AR-0042	State Pool		08/31/16	Open	2000	None	2000	0.0506	0.0506	1.000000	10,000,000.00	10,000,000.00	0.00	1.000000	2,000,082.54	2,000,082.54	0.00
MB14-MBIA GR PARKWAY OPERATIONS	AR-0043	State Pool		08/31/16	Open	2000	None	2000	0.0506	0.0506	1.000000	8,500,000.00	8,500,000.00	0.00	1.000000	34,912,298.44	34,912,298.44	0.00
MB17 - SR LIEN BOND 2016	AR-0046	State Pool		12/09/16	Open	2000	None	2000	0.0506	0.0506	1.000000	35,000,000.00	35,000,000.00	0.00	1.000000	4,020,139.51	4,020,139.51	0.00
LO10-LOGIC-COUNTY'S CARE ACT	AR-0047	State Pool		05/12/20	Open	200	None	200	0.0518	0.0518	1.000000	67,000,000.00	67,000,000.00	0.00	1.000000	992.67	992.67	0.00
MB18-MBIA COUNTY'S CARES ACT	AR-0048	State Pool		05/12/20	Open	2000	None	2000	0.0506	0.0506	1.000000	67,000,000.00	67,000,000.00	0.00	1.000000	75,005,796.53	75,005,796.53	0.00
MB19-MBIA FBC ASSIST. DIST. #2	AR-0049	State Pool		05/13/20	Open	2000	None	2000	0.0506	0.0506	1.000000	2,500,000.00	2,500,000.00	0.00	1.000000	4,506,731.11	4,506,731.11	0.00
MB20- MBIA FBC ASSIST. DIST. #4	AR-0050	State Pool		05/13/20	Open	2000	None	2000	0.0506	0.0506	1.000000	1,250,000.00	1,250,000.00	0.00	1.000000	1,253,324.25	1,253,324.25	0.00
MB21-MBIA FBC ASSIST. DIST. #6	AR-0051	State Pool		05/13/20	Open	2000	None	2000	0.0506	0.0506	1.000000	2,000,000.00	2,000,000.00	0.00	1.000000	2,005,318.80	2,005,318.80	0.00
MB23-MBIA JUVENILE	AR-0053	State Pool		05/13/20	Open	2000	None	2000	0.0506	0.0506	1.000000	8,000,000.00	8,000,000.00	0.00	1.000000	4,516,020.99	4,516,020.99	0.00
MB24-MBIA DEBT SERVICE	AR-0054	State Pool		05/13/20	Open	2000	None	2000	0.0506	0.0506	1.000000	21,000,000.00	21,000,000.00	0.00	1.000000	6,010,262.45	6,010,262.45	0.00
MB25-MBIA DRAINAGE DEBT SERVICE	AR-0055	State Pool		05/13/20	Open	2000	None	2000	0.0506	0.0506	1.000000	1,000,000.00	1,000,000.00	0.00	1.000000	2,502,775.34	2,502,775.34	0.00
MB26-FACILITIES BOND 2018	AR-0056	State Pool		05/13/20	Open	2000	None	2000	0.0506	0.0506	1.000000	14,000,000.00	14,000,000.00	0.00	1.000000	10,036,096.07	10,036,096.07	0.00
MB27-MBIA TX HERITAGE PARKWAY	AR-0057	State Pool		05/13/20	Open	2000	None	2000	0.0506	0.0506	1.000000	17,000,000.00	17,000,000.00	0.00	1.000000	10,008,374.51	10,008,374.51	0.00
MB28-MBIA GRAND PARKWAY 2021	AR-0059	State Pool		08/02/21	Open	2000	None	2000	0.0506	0.0506	1.000000	25,000,000.00	25,000,000.00	0.00	1.000000	25,001,031.79	25,001,031.79	0.00
MB29-MBIA SR LIEN TOLL RD 2021	AR-0060	State Pool		08/02/21	Open	2000	None	2000	0.0506	0.0506	1.000000	68,000,000.00	68,000,000.00	0.00	1.000000	68,002,806.33	68,002,806.33	0.00
MB30-MBIA FLOOD PRO DRAINAGE 20	AR-0061	State Pool		08/02/21	Open	2000	None	2000	0.0506	0.0506	1.000000	10,000,000.00	10,000,000.00	0.00	1.000000	10,000,412.69	10,000,412.69	0.00
State Pool Total									**0.0496**	**0.0496**	**1.000000**	**409,418,627.31**	**409,418,627.31**	**0.00**	**1.000000**	**472,609,124.19**	**472,609,124.19**	**0.00**
Investment Total									**0.0758**	**0.0758**	**1.000000**	**619,613,115.83**	**619,613,115.83**	**0.00**	**1.000000**	**639,189,311.82**	**639,189,311.82**	**0.00**

Open Investments
Ft. Bend County
Effective Interest - Actual Life
Receipts in Period
08/31/21

Showing Ending Par Val/Shares: $639,189,311.82

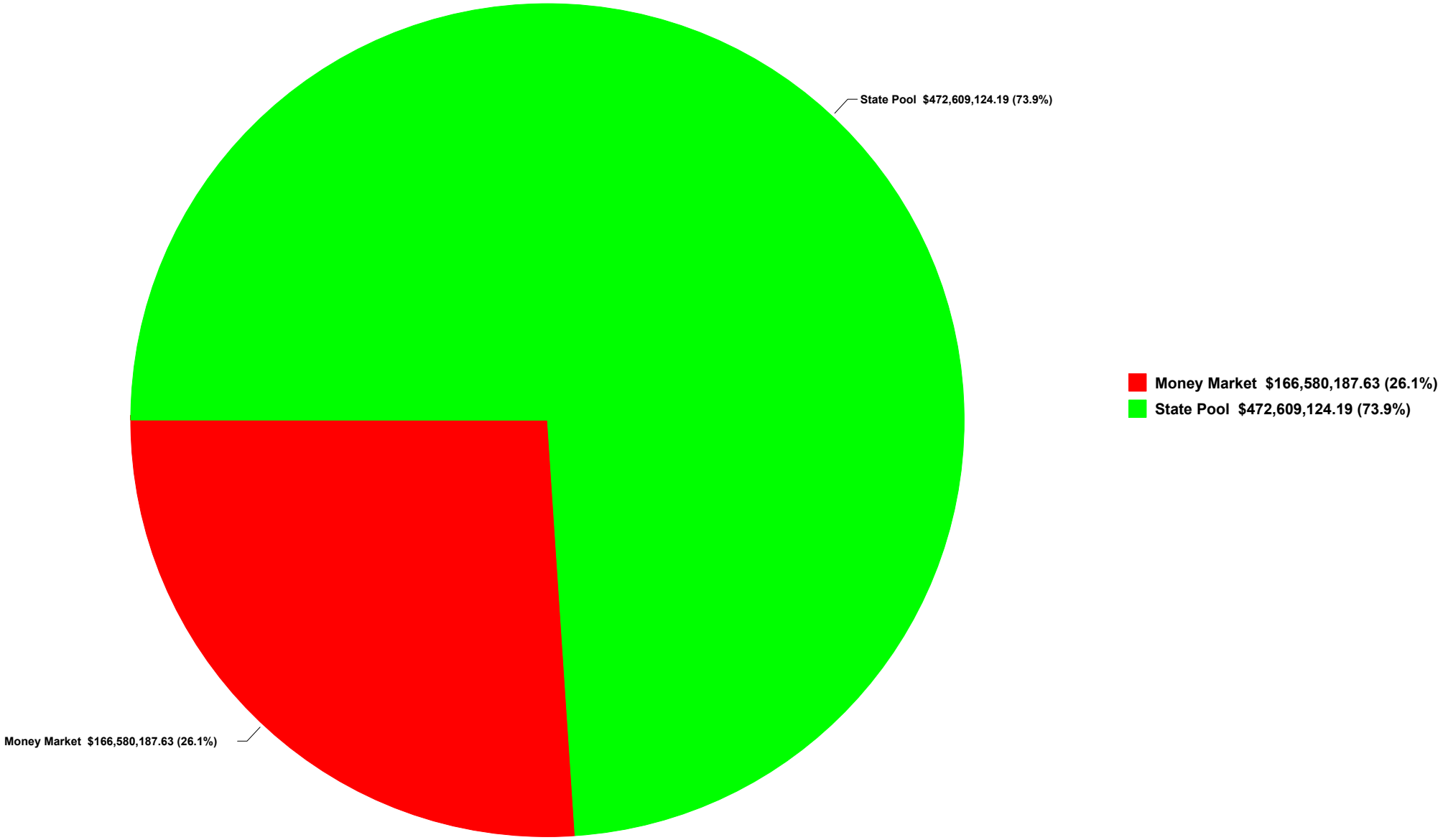

FBC INVESTMENT TRAILING 12 MONTHS

Open Investments		FARMERS MAC DN	FFCB	FHLB	FHLMC	FNMA	FNMA DISCOUNT NOTE	State Pool	Prosperity Money Market	Prosperity - Invst. Acct.
$ 528,856,448	8/31/2020	$ -	$ -	$ -	$ -	$ -	$ -	$ 344,641,682	$ 184,214,766	$ -
$ 475,703,121	9/30/2020	$ -	$ -	$ -	$ -	$ -	$ -	$ 313,084,724	$ 162,618,397	$ -
$ 447,643,947	10/31/2020	$ -	$ -	$ -	$ -	$ -	$ -	$ 274,128,242	$ 173,515,705	$ -
$ 413,872,707	11/30/2020	$ -	$ -	$ -	$ -	$ -	$ -	$ 238,129,414	$ 175,743,293	$ -
$ 486,249,610	12/31/2020	$ -	$ -	$ -	$ -	$ -	$ -	$ 276,055,122	$ 210,194,488	$ -
$ 653,648,927	1/31/2021	$ -	$ -	$ -	$ -	$ -	$ -	$ 425,089,250	$ 228,559,677	$ -
$ 658,629,610	2/28/2021	$ -	$ -	$ -	$ -	$ -	$ -	$ 381,123,831	$ 277,505,779	$ -
$ 601,107,708	3/31/2021	$ -	$ -	$ -	$ -	$ -	$ -	$ 327,009,281	$ 274,098,427	$ -
$ 563,422,633	4/30/2021	$ -	$ -	$ -	$ -	$ -	$ -	$ 327,031,885	$ 236,390,748	$ -
$ 610,843,006	5/31/2021	$ -	$ -	$ -	$ -	$ -	$ -	$ 327,053,566	$ 283,789,440	$ -
$ 590,550,613	6/30/2021	$ -	$ -	$ -	$ -	$ -	$ -	$ 302,069,061	$ 288,481,552	$ -
$ 695,339,819	7/31/2021	$ -	$ -	$ -	$ -	$ -	$ -	$ 395,587,723	$ 299,752,096	$ -
$ 639,189,312	8/31/2021	$ -	$ -	$ -	$ -	$ -	$ -	$ 472,609,124	$ 166,580,188	$ -

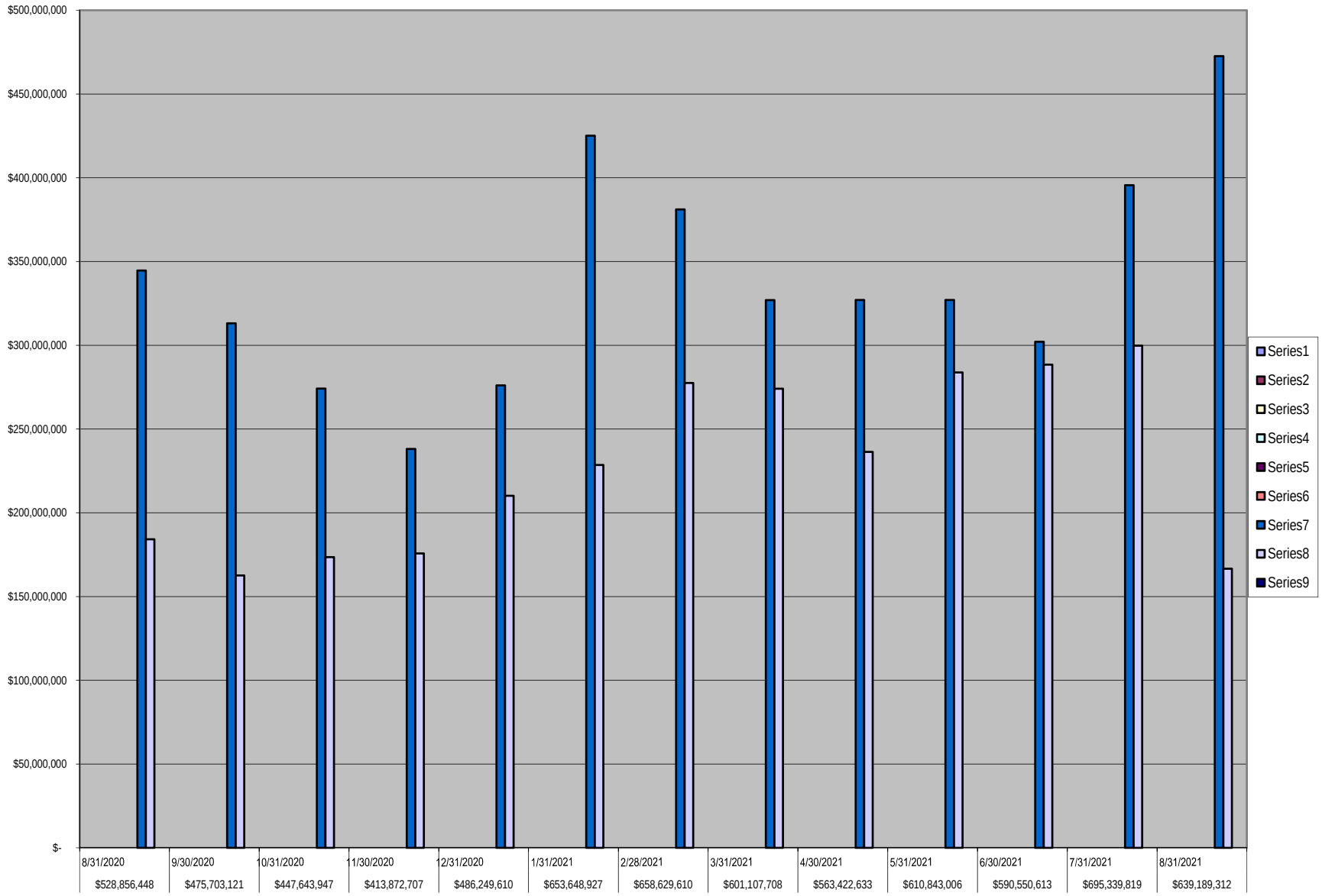
$500,000,000
$450,000,000
$400,000,000
$350,000,000
$300,000,000
$250,000,000
$200,000,000
$150,000,000
$100,000,000
$50,000,000
$-
8/31/2020 $528,856,448
9/30/2020 $475,703,121
10/31/2020 $447,643,947
11/30/2020 $413,872,707
12/31/2020 $486,249,610
1/31/2021 $653,648,927
2/28/2021 $658,629,610
3/31/2021 $601,107,708
4/30/2021 $563,422,633
5/31/2021 $610,843,006
6/30/2021 $590,550,613
7/31/2021 $695,339,819
8/31/2021 $639,189,312
Series1
Series2
Series3
Series4
Series5
Series6
Series7
Series8
Series9

CADENCE
BANK

August 2, 2021

To Whom It May Concern,

In accordance with Cadence Bank's Depository Bid, the interest rate for the month of August 2021 is a fixed rate of 0.15% for all Fort Bend County interest-bearing accounts.

Sincerely,

Amy Wills

Amy Wills
VP, Treasury Management Officer
Cadence Bank N.A.

Texas CLASS

Texas CLASS AVERAGE MONTHLY YIELD: 0.0506%

Date	Dividend Rate	Daily Yield
08/01/2021	0.000000000	0.0618%
08/02/2021	0.000001476	0.0539%
08/03/2021	0.000001561	0.0569%
08/04/2021	0.000001504	0.0549%
08/05/2021	0.000001504	0.0549%
08/06/2021	0.000004389	0.0534%
08/07/2021	0.000000000	0.0534%
08/08/2021	0.000000000	0.0534%
08/09/2021	0.000001287	0.0469%
08/10/2021	0.000001415	0.0517%
08/11/2021	0.000001265	0.0462%
08/12/2021	0.000001335	0.0487%
08/13/2021	0.000004185	0.0509%
08/14/2021	0.000000000	0.0509%
08/15/2021	0.000000000	0.0509%
08/16/2021	0.000001404	0.0512%
08/17/2021	0.000001397	0.0510%
08/18/2021	0.000001381	0.0504%
08/19/2021	0.000001320	0.0482%
08/20/2021	0.000004155	0.0505%
08/21/2021	0.000000000	0.0506%
08/22/2021	0.000000000	0.0506%
08/23/2021	0.000001382	0.0504%
08/24/2021	0.000001324	0.0483%
08/25/2021	0.000001309	0.0478%
08/26/2021	0.000001283	0.0468%
08/27/2021	0.000003900	0.0475%
08/28/2021	0.000000000	0.0475%
08/29/2021	0.000000000	0.0475%
08/30/2021	0.000001285	0.0469%
08/31/2021	0.000001208	0.0441%

Performance results are shown net of all fees and expenses and reflect the reinvestment of dividends and other earnings. Many factors affect performance including changes in market conditions and interest rates and in response to other economic, political, or financial developments. Investment involves risk including the possible loss of principal. No assurance can be given that the performance objectives of a given strategy will be achieved. **Past performance is no guarantee of future results. Any financial and/or investment decision may incur losses.**

TexasDAILY
a portfoilo estabished by the
TexasTERM Local Government Investment Pool

Current Rates: *August 31, 2021*

Current Yield[1] **0.02%**

Historical Rates

Monthly Distribution Yields[2]

	2011	2012	2013	2014	2015	2016	2017	2018	2019	2020	2021
January	0.14%	0.08%	0.12%	0.04%	0.07%	0.35%	0.58%	1.34%	2.40%	1.61%	0.07%
February	0.17%	0.10%	0.10%	0.04%	0.08%	0.39%	0.59%	1.40%	2.40%	1.58%	0.05%
March	0.14%	0.10%	0.10%	0.04%	0.09%	0.41%	0.66%	1.50%	2.41%	1.20%	0.05%
April	0.10%	0.10%	0.08%	0.04%	0.09%	0.42%	0.75%	1.65%	2.42%	0.83%	0.05%
May	0.09%	0.12%	0.08%	0.04%	0.09%	0.43%	0.76%	1.75%	2.41%	0.41%	0.04%
June	0.09%	0.13%	0.05%	0.04%	0.09%	0.44%	0.85%	1.85%	2.41%	0.24%	0.03%
July	0.06%	0.13%	0.05%	0.05%	0.10%	0.45%	0.96%	1.96%	2.38%	0.22%	0.02%
August	0.08%	0.13%	0.05%	0.06%	0.11%	0.47%	1.00%	1.99%	2.21%	0.16%	0.02%
September	0.07%	0.13%	0.05%	0.06%	0.13%	0.50%	1.03%	2.03%	2.15%	0.14%	
October	0.07%	0.13%	0.04%	0.06%	0.15%	0.47%	1.05%	2.15%	1.97%	0.12%	
November	0.08%	0.13%	0.04%	0.06%	0.15%	0.45%	1.09%	2.21%	1.74%	0.10%	
December	0.11%	0.13%	0.04%	0.07%	0.23%	0.50%	1.21%	2.32%	1.66%	0.09%	

Call Toll-Free
1-866-TEX-TERM

Past performance is not indicative of future results and yields may vary.

(1) The current yield, which is also known as the current annualized yield or current seven-day yield, represents the net change, exclusive of capital changes and income other than investment income, in the value of a hypothetical account with a balance of one share (normally $1.00 per share) over a seven-day base period expressed as a percentage of the value of one share at the beginning of the seven-day period. This resulting net change in account value is then annualized by multiplying it by 365 and dividing the result by 7. The yields shown may reflect fee waivers by service providers that subsidize and reduce the total operating expenses of the TexasDAILY portfolio. Portfolio yields would be lower if there were no such waivers.

(2) The monthly distribution yield represents the sum of a month's one-day allocation factors divided by the number of days in that month, and multiplied by 365. The yields shown may reflect fee waivers by service providers that subsidize and reduce the total operating expenses of the TexasDAILY portfolio. Portfolio yields would be lower if there were no such waivers.

This information is for institutional investor use only, not for further distribution to retail investors, and does not represent an offer to sell or a solicitation of an offer to buy or sell any fund or other security. Investors should consider the Pool's investment objectives, risks, charges and expenses before investing. This and other information about the Pool is available in the Pool's Information Statement, which should be read carefully before investing. A copy of the Pool's Information Statement may be obtained by calling 1-866-839-8376 or is available on the Pool's website at www.texasterm.net. While TexasDAILY seeks to maintain a stable net asset value of $1.00 per share and TexasTERM seeks to achieve a net asset value of $1.00 per share at its stated maturity, it is possible to lose money investing in the Pool. An investment in the Pool is not insured or guaranteed by the Federal Deposit Insurance Corporation or any other government agency. Shares of the Pool are distributed by ***PFM Fund Distributors, Inc.****, member Financial Industry Regulatory Authority (FINRA) (www.finra.org) and Securities Investor Protection Corporation (SIPC) (www.sipc.org). PFM Fund Distributors, Inc. is a wholly owned subsidiary of PFM Asset Management LLC.*

LOGIC VERSUS 90-DAY TREASURY BILL

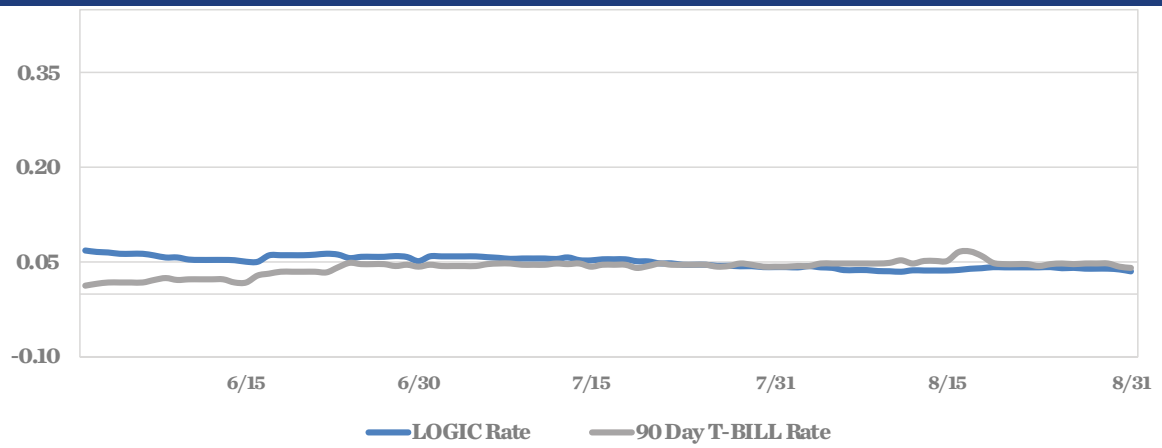

This material is for information purposes only. This information does not represent an offer to buy or sell a security. The above rate information is obtained from sources that are believed to be reliable; however, its accuracy or completeness may be subject to change. The LOGIC management fee may be waived in full or in part at the discretion of the LOGIC co-administrators and the LOGIC rate for the period shown reflects waiver of fees. This table represents historical investment performance/return to the customer, net of fees, and is not an indication of future performance. An investment in the security is not insured or guaranteed by the Federal Deposit Insurance Corporation or any other government agency. Although the issuer seeks to preserve the value of an investment of $1.00 per share, it is possible to lose money by investing in the security. Information about these and other program details are in the fund's Information Statement which should be read carefully before investing. The yield on the 90-Day Treasury Bill ("T-Bill Yield") is shown for comparative purposes only. When comparing the investment returns of the LOGIC pool to the T-Bill Yield, you should know that the LOGIC pool consists of allocations of specific diversified securities as detailed in the respective Information Statements. The T-Bill Yield is taken from Bloomberg Finance L.P. and represents the daily closing yield on the then current 90-Day T-Bill. The LOGIC yield is calculated in accordance with regulations governing the registration of open-end management investment companies under the Investment Company Act of 1940 as promulgated from time to time by the federal Securities and Exchange Commission.

DAILY SUMMARY FOR AUGUST 2021

DATE	MNY MKT FUND EQUIV. [SEC Std.]	DAILY ALLOCATION FACTOR	INVESTED BALANCE	MARKET VALUE PER SHARE	WAM DAYS (1)	WAL DAYS (2)
8/1/2021	0.0418%	0.000001146	$8,486,193,640.40	1.000052	55	68
8/2/2021	0.0413%	0.000001132	$8,506,009,463.15	1.000058	55	68
8/3/2021	0.0433%	0.000001186	$8,506,313,427.71	1.000059	58	71
8/4/2021	0.0414%	0.000001135	$8,511,818,720.40	1.000059	57	70
8/5/2021	0.0406%	0.000001111	$8,590,437,283.88	1.000058	58	71
8/6/2021	0.0370%	0.000001013	$8,598,756,180.60	1.000049	55	68
8/7/2021	0.0370%	0.000001013	$8,598,756,180.60	1.000049	55	68
8/8/2021	0.0370%	0.000001013	$8,598,756,180.60	1.000049	55	68
8/9/2021	0.0354%	0.000000971	$8,594,129,792.03	1.000057	56	69
8/10/2021	0.0351%	0.000000961	$8,635,852,740.98	1.000056	56	68
8/11/2021	0.0343%	0.000000939	$8,606,648,398.36	1.000054	57	70
8/12/2021	0.0366%	0.000001002	$8,390,837,380.09	1.000055	58	74
8/13/2021	0.0363%	0.000000995	$8,260,003,053.22	1.000049	58	71
8/14/2021	0.0363%	0.000000995	$8,260,003,053.22	1.000049	58	71
8/15/2021	0.0363%	0.000000995	$8,260,003,053.22	1.000049	58	71
8/16/2021	0.0372%	0.000001018	$8,247,516,041.16	1.000055	58	78
8/17/2021	0.0391%	0.000001070	$8,252,974,369.49	1.000053	58	82
8/18/2021	0.0400%	0.000001097	$8,199,089,296.73	1.000055	59	84
8/19/2021	0.0417%	0.000001142	$8,140,906,219.08	1.000057	60	89
8/20/2021	0.0414%	0.000001134	$8,111,259,263.33	1.000050	57	87
8/21/2021	0.0414%	0.000001134	$8,111,259,263.33	1.000050	57	87
8/22/2021	0.0414%	0.000001134	$8,111,259,263.33	1.000050	57	87
8/23/2021	0.0414%	0.000001135	$8,056,374,655.80	1.000056	57	89
8/24/2021	0.0418%	0.000001144	$8,044,587,919.66	1.000056	57	88
8/25/2021	0.0400%	0.000001096	$8,215,778,950.80	1.000055	55	86
8/26/2021	0.0406%	0.000001112	$8,178,565,202.79	1.000054	56	86
8/27/2021	0.0393%	0.000001076	$8,100,357,572.12	1.000049	56	87
8/28/2021	0.0393%	0.000001076	$8,100,357,572.12	1.000049	56	87
8/29/2021	0.0393%	0.000001076	$8,100,357,572.12	1.000049	56	87
8/30/2021	0.0380%	0.000001041	$8,079,424,369.03	1.000055	55	86
8/31/2021	0.0349%	0.000000955	$7,988,170,930.55	1.000058	55	86
Average	**0.0389%**	**0.000001066**	**$8,304,605,064.84**		**57**	**78**

Cadence Bank
Money Market Accounts
August 31, 2021

FUND	DESCRIPTION	BEGINNING BALANCE	DEPOSITS	WITH-DRAWALS	INTEREST	ENDING BALANCE
100	General Operating	36,628,152.83	51,231,416.15	59,143,968.99	2,631.96	28,718,231.95
150	Juvenile Operations	2,370,250.40	1,033,840.45	1,117,903.28	307.51	2,286,495.08
155	Road & Bridge	1,621,041.58	2,175,864.30	1,894,119.53	235.82	1,903,022.17
160	Drainage District	11,340,390.08	21,878.35	7,693,430.74	541.00	3,669,378.69
165	Lateral Road	1,255,736.03	-	-	159.98	1,255,896.01
170	Statue Restoration	4,618.71	-	-	0.59	4,619.30
175	City Water Assistance	2,727.46	225.00	146.94	0.35	2,805.87
185	Entex Contributions	4.71	-	-	-	4.71
190	H L & P Assistance	11,235.78	-	3,173.43	1.23	8,063.58
195	County Law Library	1,303,754.08	40,471.69	36,405.10	166.70	1,307,987.37
200	Law Enforcement Academy	492,629.39	84,470.00	6,932.74	63.01	570,229.66
205	Surface Water Supply Corp.	8,347.47	-	-	1.06	8,348.53
206	Industrial Development Corp	21,923.32	-	-	2.79	21,926.11
207	FBC Historical Commission	9,640.85	-	-	1.23	9,642.08
215	Library Donations	101,992.03	200.58	2,264.71	12.76	99,940.66
225	FBC Asset Forfei.Task-State	1,563,745.55	111,215.84	1,673.13	205.08	1,673,493.34
235	Probate Court Training	151,360.97	970.03	-	19.36	152,350.36
245	Alert Program-Juvenile	55,799.31	-	-	7.11	55,806.42
255	D A Asset Forfeiture-Fed.	55.52	-	-	0.01	55.53
265	Gus George Memorial	4,694.95	-	-	0.60	4,695.55
275	D A Special Fund Run	8,160.74	-	-	1.04	8,161.78
280	Co.Atty.Supplemental Salary	231,029.25	-	6,104.51	29.09	224,953.83
290	VIT Interest (Tax Coll)	112,115.92	279.69	1,403.67	14.27	111,006.21
300	FBC Elections	402,293.85	1,272.85	5,896.62	51.02	397,721.10
305	FBC Asset Forfie.Task-Fed.	37,062.81	-	8,565.36	4.42	28,501.87
310	Sheriff Ofc/Forfei.Assets-St.	742,953.61	7,300.58	1,516.22	94.63	748,832.60
315	Sheriff Ofc/Forfei.Assets-Fed.	119,824.07	-	7,772.20	14.40	112,066.27
320	Constable Pct. 2 F/A	24.08	-	-	-	24.08
322	Constable Pct 3 F/A	7,948.89	-	-	1.01	7,949.90
324	Constable Pct 1 F/A	0.76	-	-	-	0.76
332	Fire Marshal St. Ass't. Forfeiture	704.04	-	-	0.09	704.13
335	DA Asset Forfeit.-State	581,437.25	-	8,504.06	73.68	573,006.87
360	Law Enforcement Training	250,115.69	-	8,154.86	31.57	241,992.40
390	Child Protective Service IV-E	110,897.35	6,829.10	2,023.94	14.64	- 115,717.15

Cadence Bank
Money Market Accounts
August 31, 2021

402	Hope 3 Program Sales	61.04	-	-	0.01	61.05
410	Child Support IVD Reimb.	176,092.85	1,714.02	26,910.00	19.39	150,916.26
415	Local Law Enf.Block Grant	77,187.91	-	2,757.85	9.62	74,439.68
440	Supervision	4,404,758.62	257,426.99	770,366.58	540.33	3,892,359.36
470	FBC Assist District #16	13,398.45	2,491.01	-	1.90	15,891.36
471	FBC Assist District #17	500.46	106.96	-	0.07	607.49
472	FBC Assist District #18	5,756.07	4,117.36	-	1.05	9,874.48
473	FBC Assist District #19	18,484.79	7,529.17	-	2.94	26,016.90
474	FBC Assist District #20	63,728.85	12,331.20	-	9.08	76,069.13
475	FBC Assist District #21	661.56	10.57	-	0.09	672.22
476	FBC Assist District #22	317,902.61	42,228.47	-	43.80	360,174.88
600/605	Debt Service Account	3,880,474.07	17,283,053.28	16,671,892.45	536.93	4,492,171.83
610	Drainage Debt Service	1,760,929.30	7,010.69	482,225.00	222.85	1,285,937.84
750	Mission Bend/Four Corners	402,223.70	-	14,426.27	50.55	387,847.98
756	2018 Facilities Bond Projects	3,949,715.95	19,993.45	42,990.59	501.84	3,927,220.65
762	2020 Mobility Projects	785,681.93	14,607.90	-	100.45	800,390.28
764	2020 Drainage Flood Projects	19,422,345.61	-	10,129,601.18	1,234.88	9,293,979.31
766	2020 Mobility - Tx Heritage Pkwy	3,326,566.83	-	251,902.21	404.10	3,075,068.72
768	2020A Tax Notes	8,433,725.62	-	-	1,074.43	8,434,800.05
771	2021 Tax Note Account	140,850.20	-	-	17.94	140,868.14
802	Sr. Lien Toll Rd Rev Bonds 2016	5,171,103.10	-	4,457.89	658.66	5,167,303.87
803	2021 FBCTRA Bond Projects	76,007,267.97	-	68,010,612.57	1,299.15	7,997,954.55
807	2021 Grand Pkwy Toll Rd Projects	34,158,568.26	2,381,760.63	25,449,947.61	1,307.71	11,091,688.99
810	Toll Road Operations	15,509,403.81	4,235,788.55	12,133,416.46	962.48	7,612,738.38
815	Grand Pkwy Toll Road Ops	7,575,997.93	2,548,521.26	1,363,788.67	965.68	8,761,696.20
990	County's Cares Act	28,282,635.61	278,587.90	5,979,434.58	3,245.16	22,585,034.09
TREA	Treasurer's Account	5,828.35	11,771,194.26	11,752,409.03	23.90	24,637.48
INVE	FBC Investment Account	-	125,636,031.94	125,636,031.94	0.01	0.01
850M	Boon-Chapman Medical	1,122,615.22	4,000,293.86	3,056,992.20	272.04	2,066,188.92
850D	Boon-Chapman Dental	1,080,947.58	0.35	173,228.78	125.14	907,844.29
882	Boon-Chapman 125	262,439.92	75,389.24	60,602.84	32.48	277,258.80
884	Fee Officer's Account	2,433,837.50	2,192,013.73	2,029,431.46	-	2,596,419.77
912	JP Credit Card Processing	50,534.78	289,553.11	257,522.53	8.90	82,574.26
908	EMS Credit Card Processing	19,272.96	28,388.86	23,168.09	1.66	24,495.39
DACC	D A Credit Card Processing	25,800.23	10,248.11	7,553.53	3.65	28,498.46

Cadence Bank
Money Market Accounts
August 31, 2021

PTCC	Public Transportation Credit Cards	5,719.84	10,545.22	4,254.98	1.10	12,011.18
CSCC	CSCD Credit Card	234,948.91	247,709.37	257,746.09	21.72	224,933.91
LBCC	Library Credit Card	2,404.78	6,325.33	7,271.52	0.27	1,458.86
JUCC	Juvenile Credit Card	504.97	4,203.44	2,268.84	0.09	2,439.66
SOCC	Sheriff Credit Card	21,377.25	29,401.35	28,488.60	2.12	22,292.12
TRCC	Toll Road Permit Credit Card	3,924.54	1,868.68	5,018.45	0.41	775.18
130	Assistant Dist Number 1	5,365,018.13	595,519.58	2,085,433.58	480.71	3,875,584.84
131	Assistant Dist Number 2	3,422,675.74	298,006.45	2,088,735.94	208.38	1,632,154.63
133	Assistant Dist Number 4	981,714.20	46,447.92	1,500.00	128.52	1,026,790.64
134	Assistant Dist Number 5	373,587.91	12,716.69	500.00	48.53	385,853.13
135	Assistant Dist Number 6	758,830.53	201,195.56	23,012.17	111.09	937,125.01
136	Assistant Dist Number 7	1,332,445.96	150,153.48	52,721.43	179.76	1,430,057.77
137	Assistant Dist Number 8	102,335.83	5,439.05	1,167.92	13.33	106,620.29
138	Assistant Dist Number 9	2,180,882.35	127,604.41	96,626.39	281.03	2,212,141.40
139	Assistant Dist Number 10	689,869.75	61,875.63	52,121.42	91.07	699,715.03
140	Assistant Dist Number 11	1,639,186.88	212,107.37	62,811.95	222.18	1,788,704.48
145	Emergency Svc Dist 100	4,136,382.84	-	2,000,000.00	280.39	2,136,663.23
CCCA	Non Fee Officer CC Clearing Acct	7,044.62	44,075.00	22,598.82	2.42	28,523.22
JPMT	Juror Payments	17,250.88	33,298.20	29,399.08	1.92	21,151.92
EPEC	Engineering Permitting E-Check	5,460.58	1,430.00	0.58	0.79	6,890.79
JE11	JP 1-1 E-Filing	1,153.19	7,627.00	7,683.19	0.20	1,097.20
JE12	JP 1-2 E-Filing	1,636.22	5,749.00	5,217.22	0.15	2,168.15
JE02	JP 2 E-Filing	3,661.90	17,580.50	14,734.40	0.44	6,508.44
JE03	JP 3 E-Filing	916.23	17,868.00	16,671.23	0.39	2,113.39
JE04	JP #4 E-Filing	3,403.26	14,736.25	14,739.76	0.36	3,400.11
	EMS Patient Acct Svcs ACH	-	606,828.96	606,828.96	0.06	0.06
	Change Fund Clearing Acct	(210.00)	2,080.00	2,190.00	-	(320.00)
DCJS	DC Jury Summons Postage	20,000.00	-	-	-	20,000.00
	Total	299,752,096.26	228,579,019.92	361,771,372.86	20,444.31	166,580,187.63